

SO ORIGIN

SUKHUMVIT 105

LIMITED EDITION

SOHO BANGKOK
RATCHADA

SO ORIGIN
KASET INTERCHANGE

SO ORIGIN
SIRIRAJ

SO ORIGIN
SUKHUMVIT 105

2019

SMALL OFFICE
& HOME CONDO

START 4.99 MB.

2021

NEW NORMAL
CONDO

START 5.19 MB.

2023

HEALTH & WELLNESS
CONDO

START 4.49 MB.

2025

PERMIUM CONDO





SO ORIGIN
SUKUMVIT 105

An architectural rendering of a modern, multi-story residential building at dusk. The building features a mix of light-colored panels and dark-framed glass windows. Some upper floors have greenery on their balconies. The ground floor has large glass entrances. In the foreground, there's a paved road with a white car in motion, blurred to show speed. A large tree is on the left, and a hedge runs along the right side of the road. The sky is a deep blue with some light clouds.

PROJECT INFORMATION

LOCATION : SUKHUMVIT 105 Road (200 M. BTS BEARING)

LAND AREA : 6-1-53.4 RAIS

PROJECT TYPE : LOW RISE CONDOMINIUM

(4 BUILDING + CLUBHOUSE + HOME OFFICE)

NO. OF TOTAL UNIT : APPROX. 913 UNITS + 2 SHOPS

NO. OF PARKING : APPROX 35% (DOUBLE 40%)

EIA APPROVED : Q2 2026

START CON : Q3 2026

START TRANSFER : Q2 2028

SO ORIGIN

SUKHUMVIT 105

FIRST SO IN SUKHUMVIT

FIRST ORIGIN's PROJECT Nearest BTS
IN LASALLE-BEARING

200 m. TO BTS SUKHUMVIT GREEN LINE (BTS BEARING STATION)



THONGLOR



ASOKE

1 STEP TO ...

Heart of Bangkok



PHROM PHONG



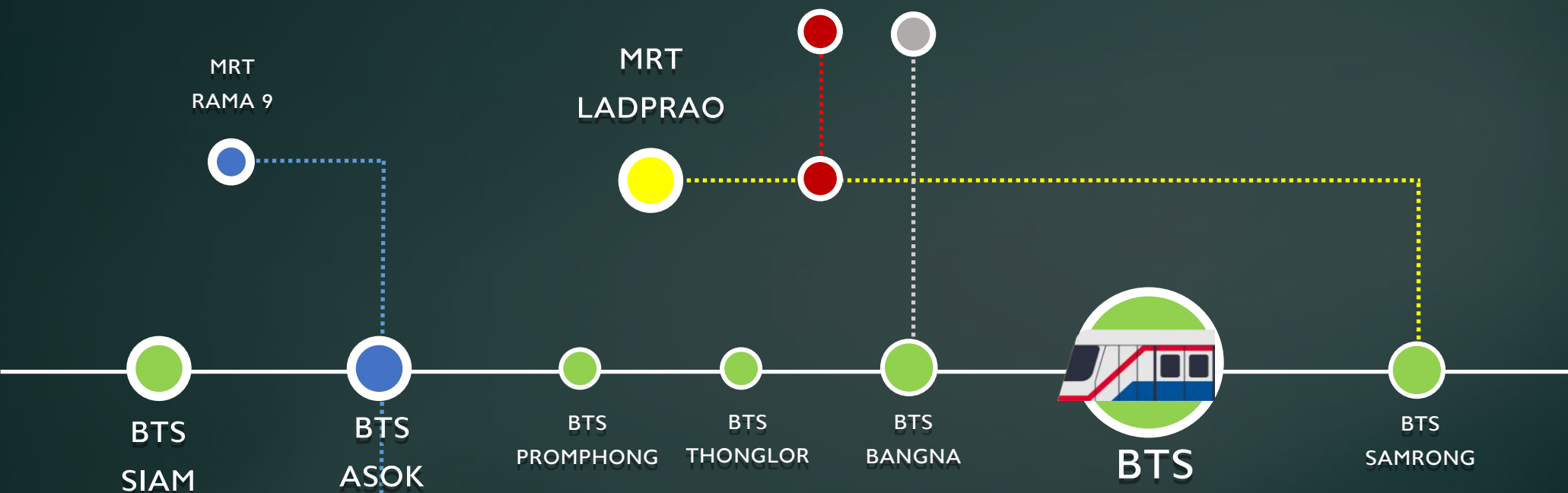
SIAM

BTS SKYTRAIN SUKHUMVIT LINE

AIRPORT LINK
SUARNABHUMI

MRT
LADPRAO

MRT
RAMA 9



BEARING

ต่อเดียว เข้าถึงใจกลาง CBD



25 MIN TO SIAM

15 STATION



19 MIN TO ASOK

10 STATION



17 MIN TO PHROM PHONG

9 STATION



15 MIN TO THONGLOR

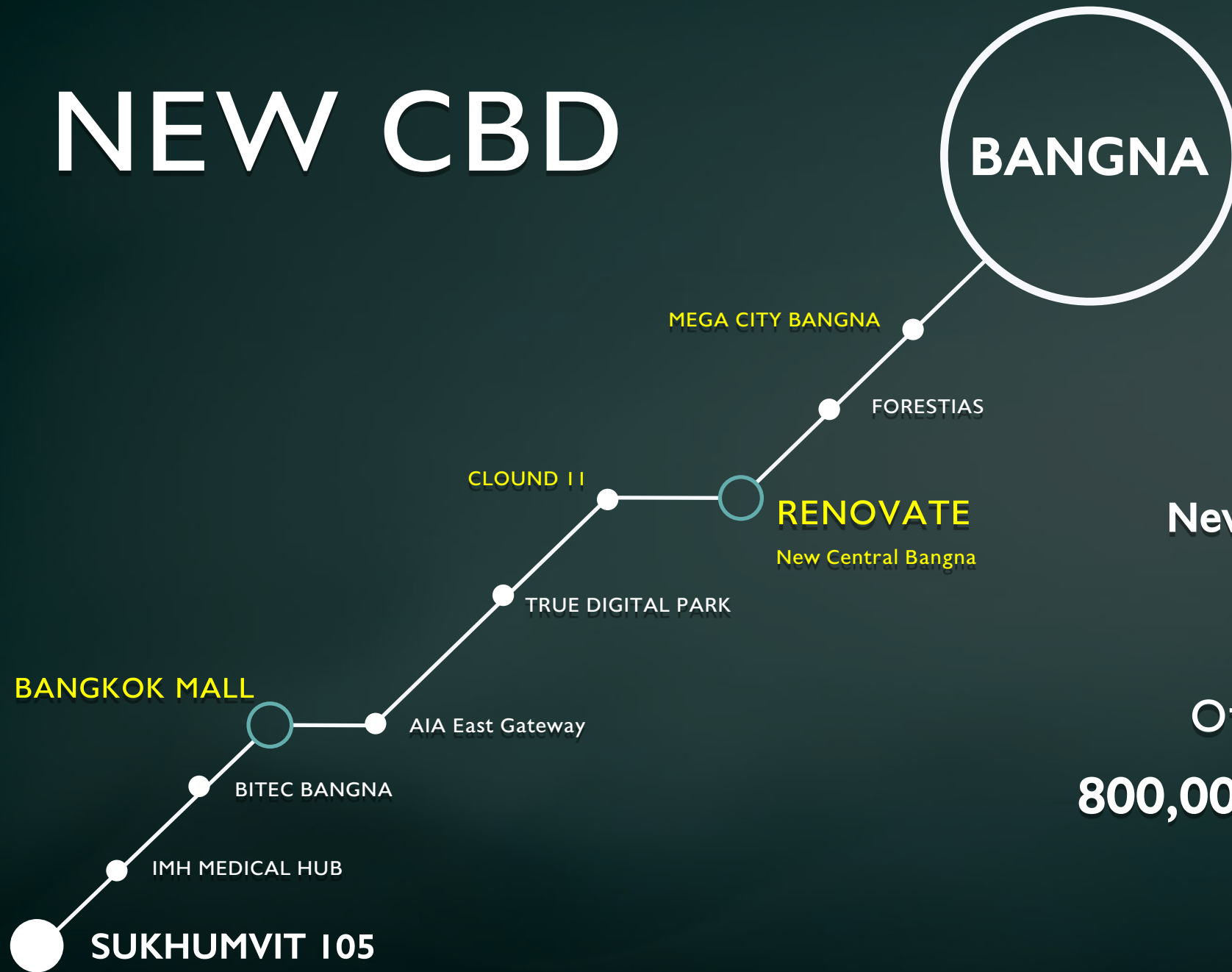
8 STATION

An aerial night photograph of a city, likely Bangkok, showing a complex highway interchange in the foreground. The city lights are visible in the background under a twilight sky. The text 'BANGNA GROWTH LOCATION ?' is overlaid in the center of the image.

BANGNA

GROWTH LOCATION ?

NEW CBD



Mega Project
New 4 project launch in 2028

Office Leasable Area
800,000 sq.m. >> 200,000 persons

BANGKOK MALL

Land Area

100 Rai

Project Area

650,000 SQ.M.

Project Value

62,500 MB.

-CONDOMINIUM -RETAIL -OFFICE -EXHIBITION HALL -BANGKOK ARENA -HOTEL -AMUSEMENT PARK -TRANSPORTATION HUB

OPEN 2028



IMH MEDICAL HUB

Land Area

12 Rai

HOSPITAL

600 BED

Project Value

5,000 MB.

- HOSPITAL- RETAIL SPACE - Retail space - Wellness Center-

CLOUD II

Land Area

27 Rai

Project Area


254,000 SQ.M.

Project Value

40,000 MB.

-SMART HOTEL -EDUCATION - PUBLIC PARK -CULTURAL -OFFICE & STUDIO SPACE -HYBRID RETAIL -LIFESTYLE HOTEL -CREATIVE OFFICE & STUDIO

OPEN 2025



NEW Central Bangna

Modern Luxury

100 Brands

Upper Lifestyle Brands

10,000 SQ.M.

-CURATED MERCHANDISING MIX ACCESSIBLE LUXURY BRANDS AND UPPER LIFESTYLE BRANDS -BRAND ANCHORS 10,000 SQ.M. -SPACE REVOLUTION -FOOD PLAY YARD
-FASHION GALLERIA -100 MODERN LUXURY BRANDS -20 ACCESSIBLE LUXURY FASHION HOUSES -MULTI-GENERATION ENTERTAINMENT

An aerial night photograph of a city, likely Bangkok, showing a complex highway interchange in the foreground. The city lights are visible in the background under a twilight sky. The text 'BANGNA GROWTH LOCATION' is overlaid in white, bold, sans-serif font.

BANGNA

GROWTH LOCATION

LOCATION

LOCATION



LASALLE DISTRICT

Surrounded by
3 sky train line




Affordable
residence prices



Living expense
is not too high



Street Food District



Growth location
for investment



BTS SUKHUMVIT

ใกล้รถไฟฟ้าสายสีเขียว
ต่อเดิยวถึงทุก CBD

NEW CBD BANGNA

ทำเลที่เติบโตอย่างต่อเนื่อง
มีเมกะโปรเจกต์ที่จะสร้างเสร็จภายในปี 2028
นี้เช่น Bangkok mall, Could II

CONNECT

เชื่อมทางหลัก
ถนน บางนา-ตราด
ถนน สุขุมวิท
ถนน ศรีนครินทร์

EDUCATION

รายล้อมไปด้วย
โรงเรียนนานาชาติระดับ TOP

HOSPITAL

ใกล้โรงพยาบาลชั้นนำ

LASALLE DISTRICT

LASALLE

HUB OF FOOD & LIFESTYLE

ใกล้ทุกการใช้ชีวิต ใกล้ห้าง ตลาดนัด และ Communities mall กว่า 10 แห่ง



ANACADE



DADFA LASALLE



LASALLE'S AVENUE



CENTRAL BANGNA



TONSAI MARKET



LITTLE WALK BANGNA



HOME PRO BANGNA



MEGA BANGNA



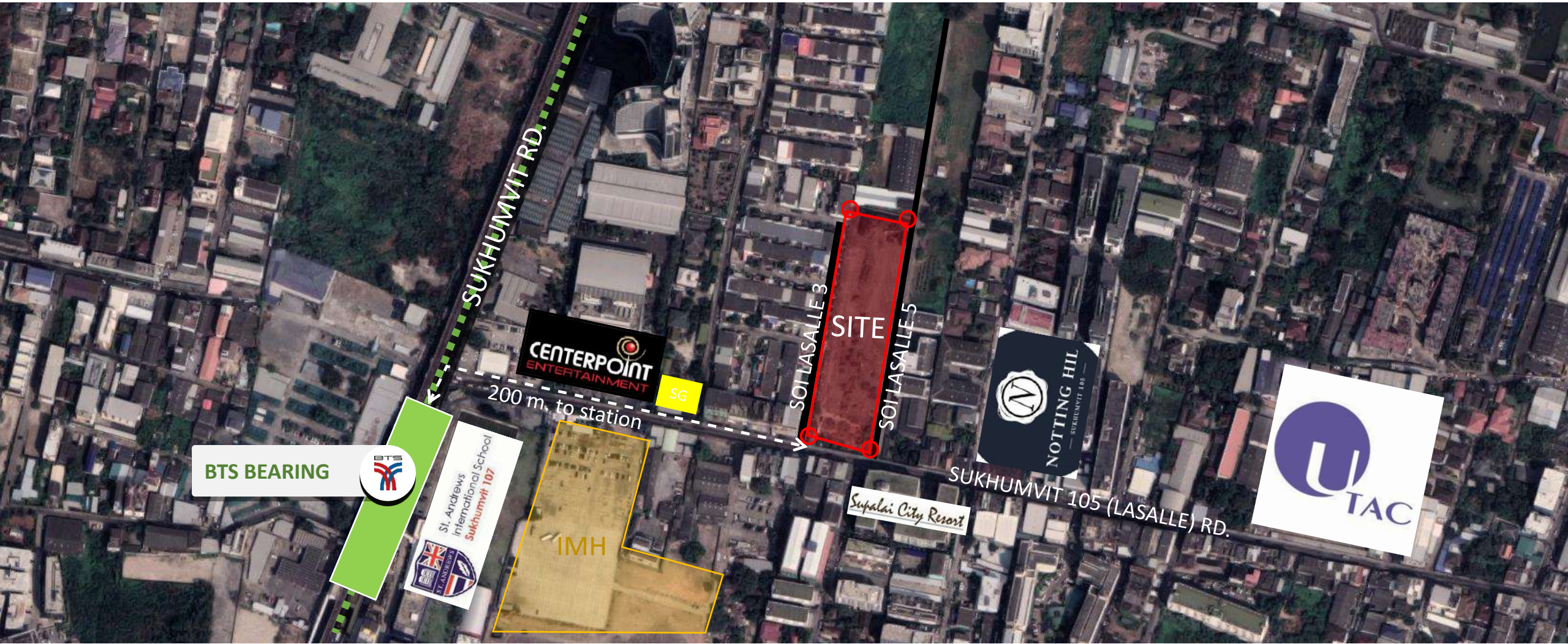
LASALLE

ใกล้โรงพยาบาล และ INTERNATIONAL SCHOOL



SITE INFORMATION

SITE INFORMATION



SITE INFORMATION



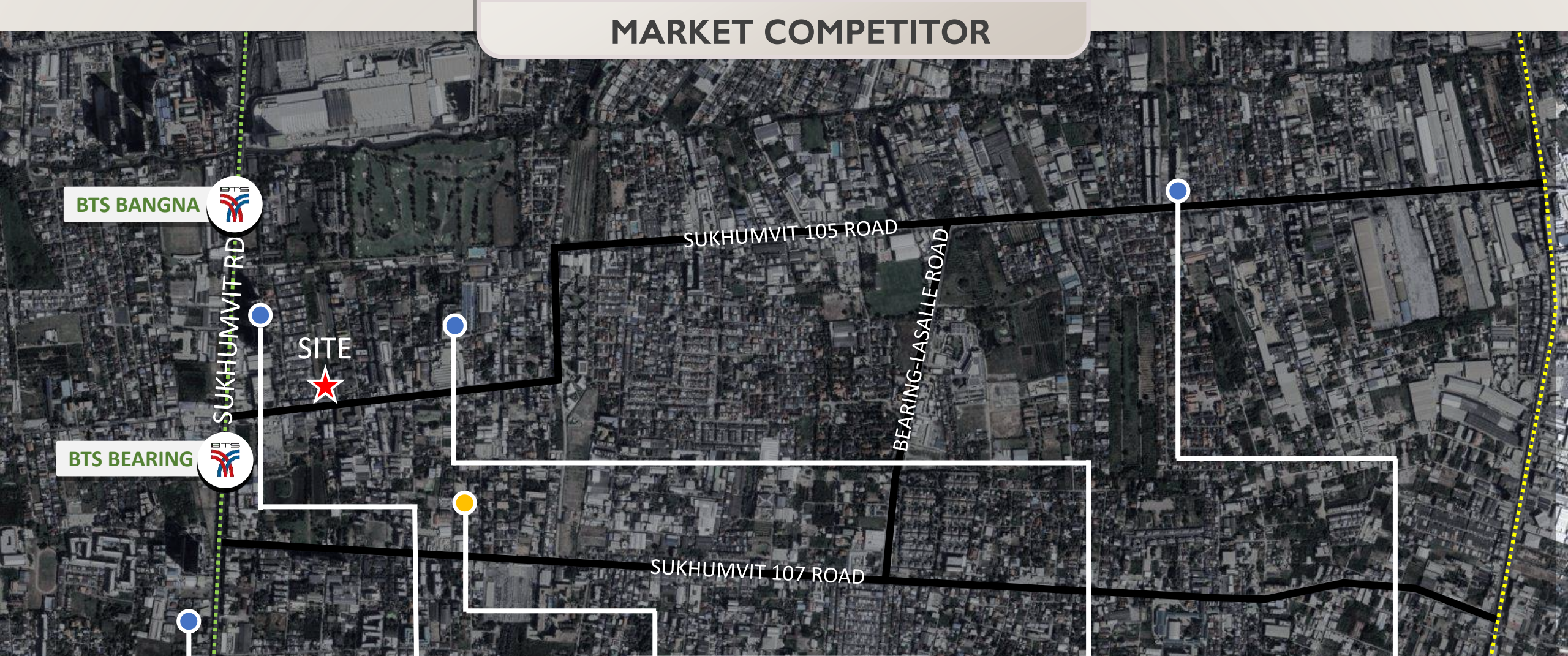
MARKET COMPETITOR

MARKET COMPETITOR



Origin's Project in Lasalle-Bearing

MARKET COMPETITOR



NICHE MONO
SUKHUMVIT-BEARING
PROJECT LAUNCH : **2017**
SOLD 99%
AVG. PRICE : 105,300 THB/SQ.M.
250 M. FROM BTS

IDEO MOBI EASTPOINT
PROJECT LAUNCH : **2018**
SOLD 80%
AVG. PRICE : 110,000 THB/SQ.M.
250 M. FROM BTS

THE MUVE SUKHUMVIT 107
PROJECT LAUNCH : **2024**
SOLD 30%
AVG. PRICE : 90,000 THB/SQ.M.
850 M. FROM BTS

ARLO LASALLE 17
PROJECT LAUNCH : **2023**
SOLD 30%
AVG. PRICE : 90,000 THB/SQ.M.
1.3 KM. FROM BTS

BLUE SUKHUMVIT 105
PROJECT LAUNCH : **2023**
SOLD 70%
AVG. PRICE : 80,900 THB/SQ.M.
4.4 KM. FROM BTS

MARKET POSITIONING



MARKET COMPETITOR

BTS BANGNA



SUKHUMVIT RD

BTS BEARING



SITE



NEW PROJECT 2025

SO ORIGIN

SUKHUMVIT 105

200 M. BTS

START 2.29 MB

NICHE MONO
SUKHUMVIT-BEARING
PROJECT LAUNCH : **2017**
SOLD 99%
AVG. PRICE : 105,300 THB/SQ.M.

IDEO MOBI EASTPOINT
PROJECT LAUNCH : **2018**
SOLD 80%
AVG. PRICE : 110,000 THB/SQ.M.

THE MUVE SUKHUMVIT 107
PROJECT LAUNCH : **2024**
SOLD 30%
AVG. PRICE : 90,000 THB/SQ.M.

ARLO LASALLE 17
PROJECT LAUNCH : **2023**
SOLD 30%
AVG. PRICE : 90,000 THB/SQ.M.

BLUE SUKHUMVIT 105
PROJECT LAUNCH : **2023**
SOLD 70%
AVG. PRICE : 80,900 THB/SQ.M.

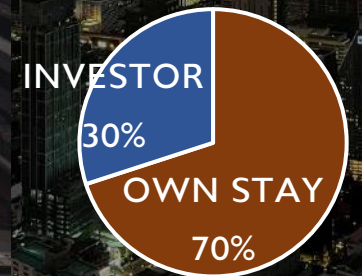
CUSTOMER TARGET

CUSTOMER TARGET



Office Workers, Investor,
Foreigner, Foreign teacher
International school, young family

AGE : 25-45 YEARS OLD
STATUS : SINGLE, COUPLE, FAMILY
INCOME : >30,000
PURPOSE : REAL DEMAND 70%
INVESTOR 30%
WORK PLACE : BTS Greenline,
Extended Business District



BTS
SIAM



BTS
ASOK



BTS
PROMPHONG



BTS
THONGLOR



BTS
BANGNA



BTS BEARING

PROJECT INFORMATION

PROJECT HIGHLIGHT



200 m.* BTS SKYTRAIN SUKHUMVIT LINE

The project is only 200 meters from BTS Bearing. Transportation is convenient, with connections to public transit systems like the BTS Skytrain Green Line and expressways, making Bearing an ideal location for those seeking quick access to the city center.




BANGNA NEW CBD

Bangna is a prime location for investment and future development, featuring various large-scale projects such as Bangkok Mall, Cloud I.I, and Forestairs.



MODERN CLASSIC TIMELESS DESIGN

Modern Classic Timeless Design remains stylish even as time passes.




FACILITY 24/7

FACILITY 24/7 (Partial) to support every aspect of life.

ROOM MIXED

ROOM TYPE	SIZE (SQ.M.)	PORTION
1 BED SMART KITCHEN	24.5	35%
1 BED SMART CLOSET	24.5	5%
1 BED	27.4	40%
1 BED PLUS	34.9	15%
2 BED 2 BATH	53.0	5%

An architectural rendering of a modern, multi-story building at dusk. The building features a mix of light-colored stone or concrete panels and large glass windows. A white car is parked on the street in front of the building. The sky is dark with some clouds, and there are trees and plants in the foreground and background. The text is overlaid in the center of the image.

COMMON FEE : 52 Baht/sq.m./Month

Sinking Fund : 700 Baht/sq.m. (One time payment)

SO ORIGIN
SUKHUMVIT 105



Crafting A Classy Moments

ฟลักลาสซี่ ได้ทุกโมเมนต์



Crafting A Classy Moments

Crafting your living lifestyle



เราคิดอย่างละเอียด เพื่อคัดสรร และ
สร้างสรรค์ การอยู่อาศัย เพื่อให้คุณ ได้ใช้ชีวิต
อย่างเหนือระดับในแบบฉบับ SO ORIGIN

Classy life in Classic Vibe



เราออกแบบ SPACE และ การ DESIGN
ในบรรยากาศแบบ Modern Classic & Timeless
Design Concept ให้ฟลคลาสซี่ได้ทุกโมเมนต์

Enjoy your Moments



ให้คุณสนุกไปกับกิจกรรมหลากหลายรูปแบบ
กับ Clubhouse Facilities ขนาดใหญ่
ถึง 4 โซน* พร้อมโซน ส่วนกลาง 24 hrs*

DESIGN PRILIMINARY

LOCATION

OPPORTUNITY

TARGET

INFORMATION

CONCEPT

PRELIM DESIGN

UNITS DESIGN



LASALLE Cliché

LOCATION

OPPORTUNITY

TARGET

INFORMATION

CONCEPT

PRELIM DESIGN

UNITS DESIGN



‘ DIFFERENCE with CLASSIC VIBE ’

LOCATION

OPPORTUNITY

TARGET

INFORMATION

CONCEPT

PRELIM DESIGN

UNITS DESIGN



‘ DIFFERENCE by INTEGRATION’

LOCATION

OPPORTUNITY

TARGET

INFORMATION

CONCEPT

PRELIM DESIGN

UNITS DESIGN

CRAFTING TIMELESS MOMENT

‘FUSION OF FLOURISHING ERA’

SO ORIGIN

SUKHUMVIT 105



SO ORIGIN
SUKHUMVIT 105

LOCATION

OPPORTUNITY

TARGET

INFORMATION

CONCEPT

PRELIM DESIGN

UNITS DESIGN

BUILDING C

BUILDING D

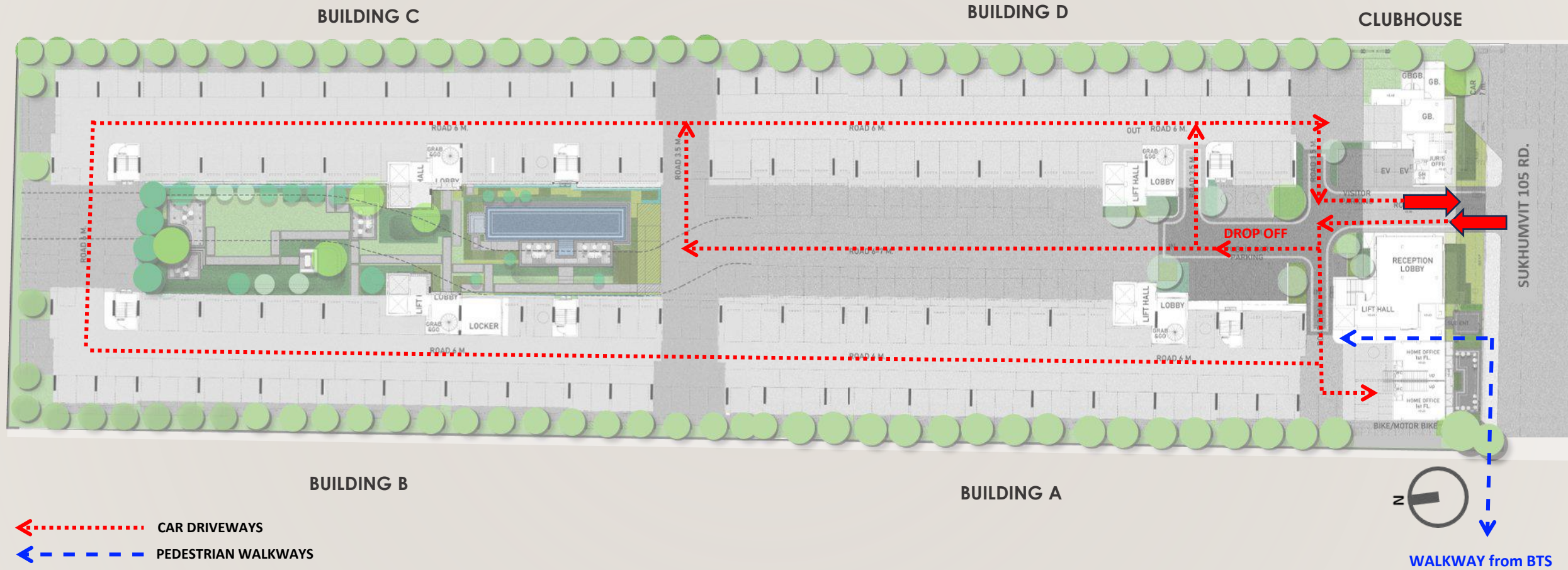
CLUBHOUSE



BUILDING B

BUILDING A

MASTER PLAN



CIRCULATION

LOCATION

OPPORTUNITY

TARGET

INFORMATION

CONCEPT

PRELIM DESIGN

UNITS DESIGN

BUILDING C

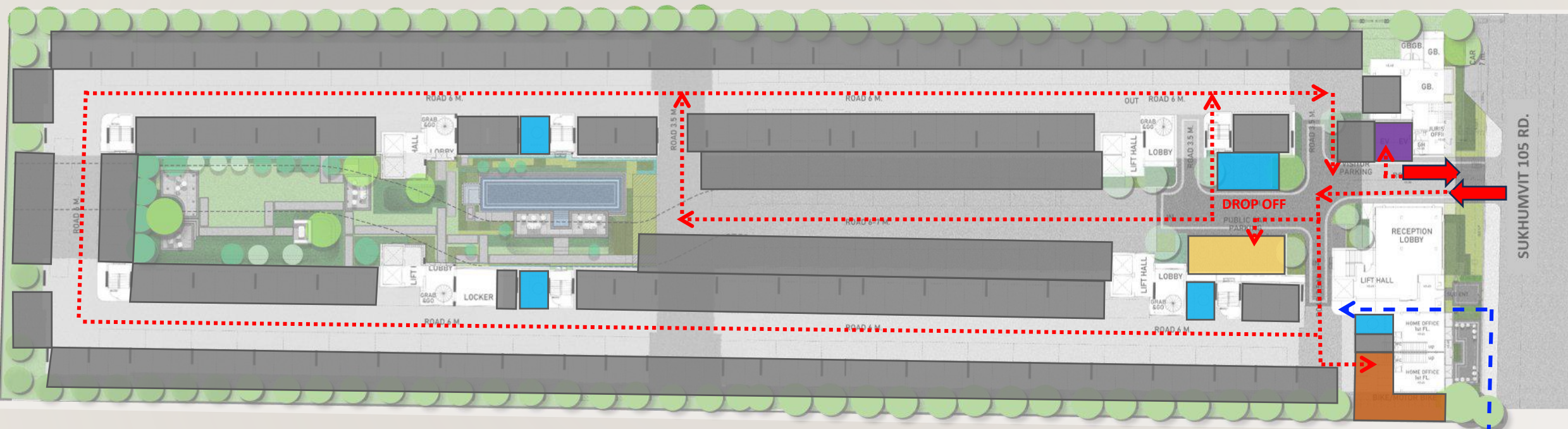
BUILDING D

CLUBHOUSE

BUILDING B

BUILDING A

SUKHUMVIT 105 RD.



- CAR DRIVEWAYS
- PEDESTRIAN WALKWAYS

- PARKING
- HANDICAP PARKING
- EV PARKING
- PUBLIC PARKING
- MOTORBIKE PARKING

PARKING

TOTAL PARKING = 301 CARS (32.97%)
INC. DOUBLE PARKING = 366 CARS (40.09%)

LOCATION

OPPORTUNITY

TARGET

INFORMATION

CONCEPT

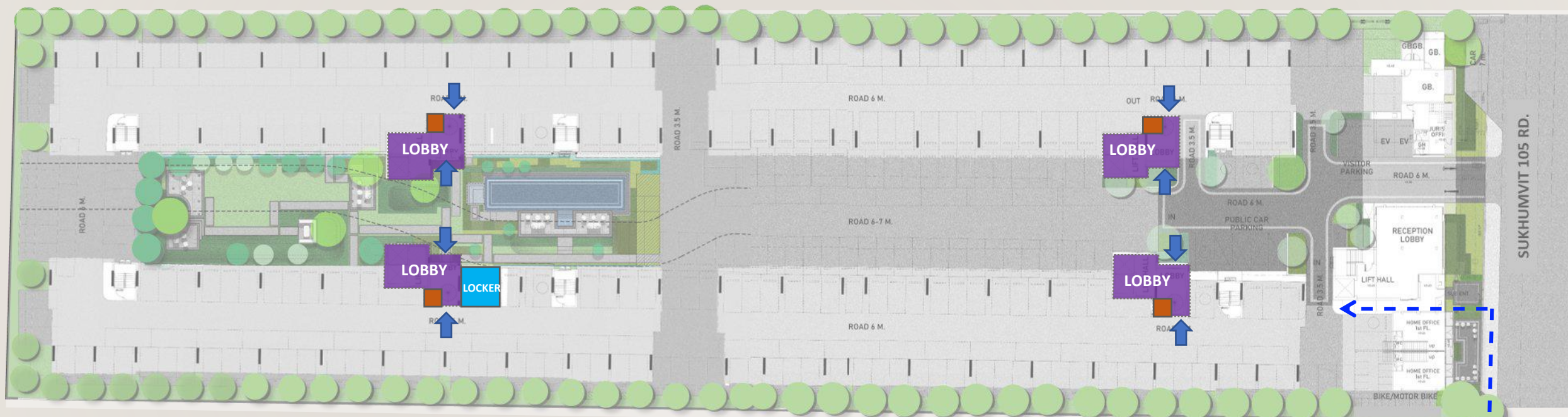
PRELIM DESIGN

UNITS DESIGN

BUILDING C

BUILDING D

CLUBHOUSE



BUILDING B

BUILDING A

PEDESTRIAN WALKWAYS

LOBBY

GRAB & GO

PREDESTRIAN ENTRANCE

LOCATION

OPPORTUNITY

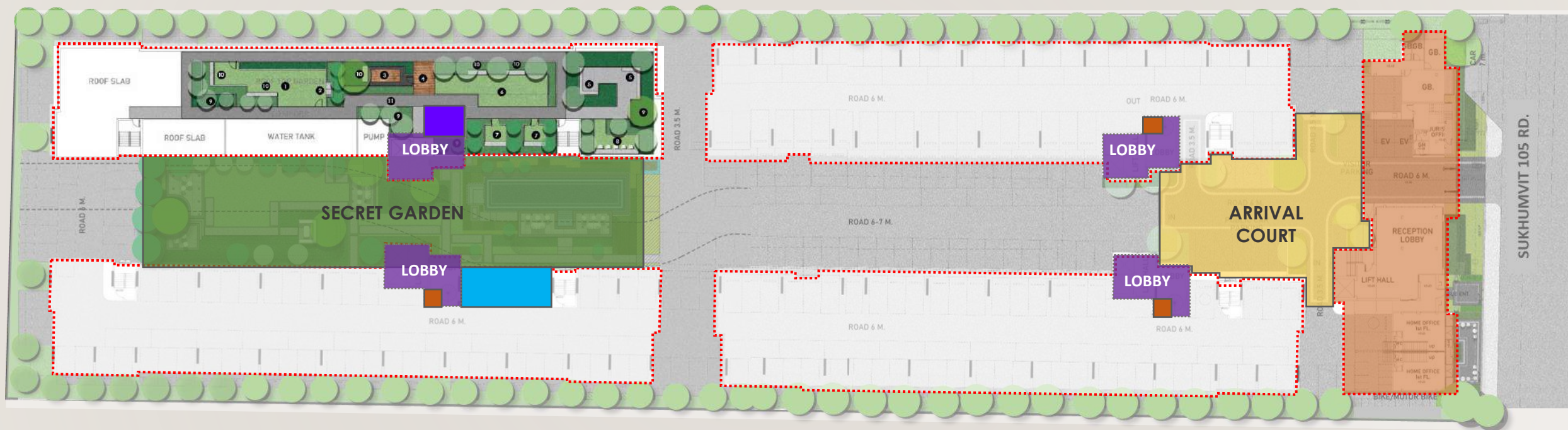
TARGET

INFORMATION

CONCEPT

PRELIM DESIGN

UNITS DESIGN

BUILDING C
(Roof Garden)**BUILDING D****CLUBHOUSE****BUILDING B**
(2nd Floor)**BUILDING A****BUILDING & FACILITIES**

LOCATION

OPPORTUNITY

TARGET

INFORMATION

CONCEPT

PRELIM DESIGN

UNITS DESIGN

BUILDING C

BUILDING D

CLUBHOUSE

SECRET GARDEN

ARRIVAL
COURT

BUILDING B

BUILDING A

SUKHUMVIT 105 RD.



BUILDING & FACILITIES

LOCATION

OPPORTUNITY

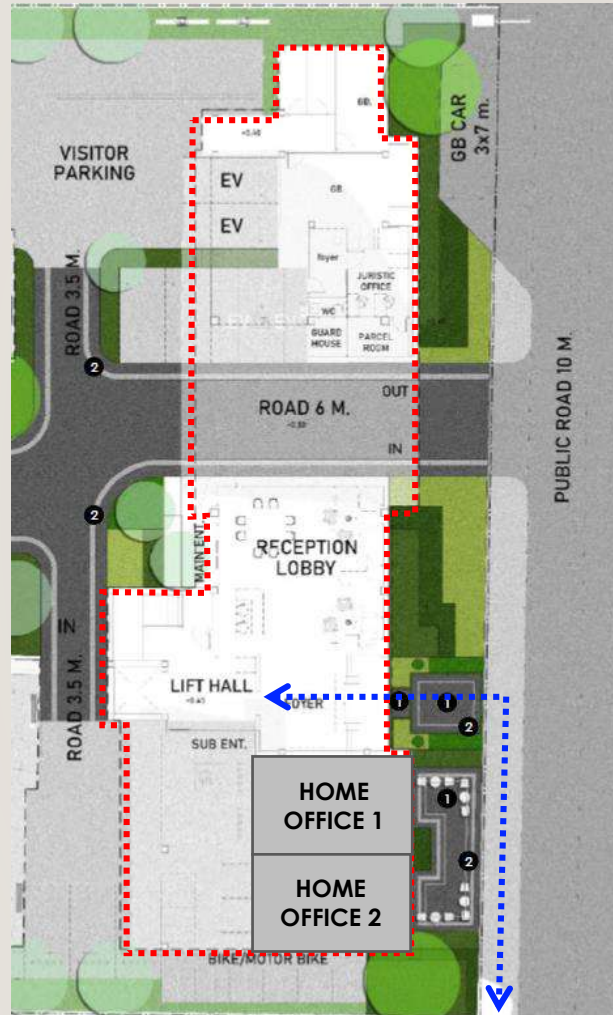
TARGET

INFORMATION

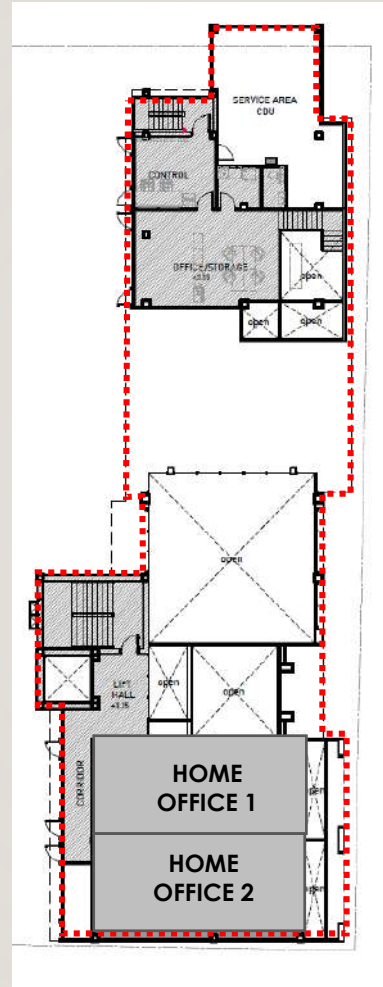
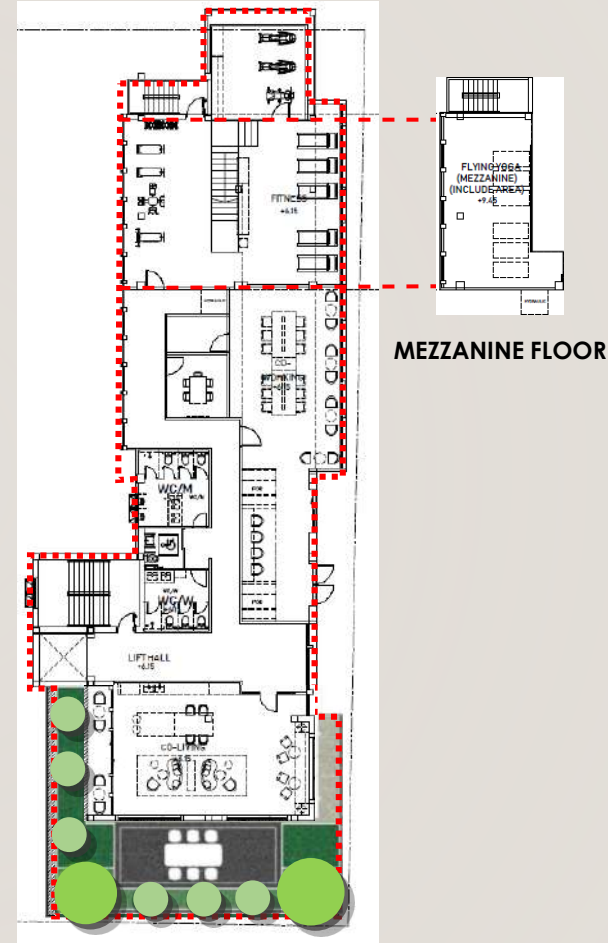
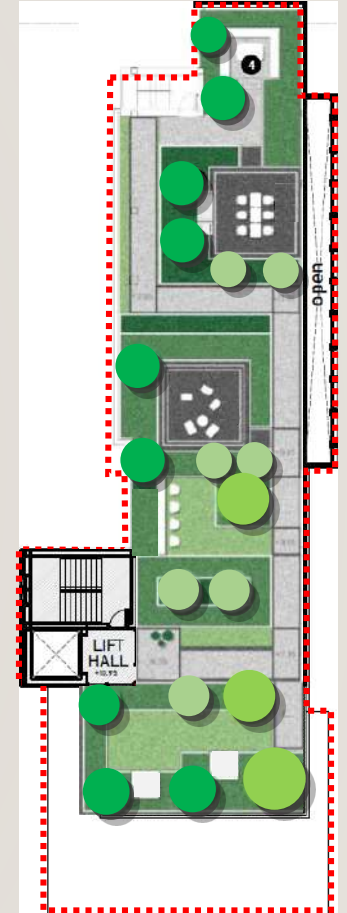
CONCEPT

PRELIM DESIGN

UNITS DESIGN



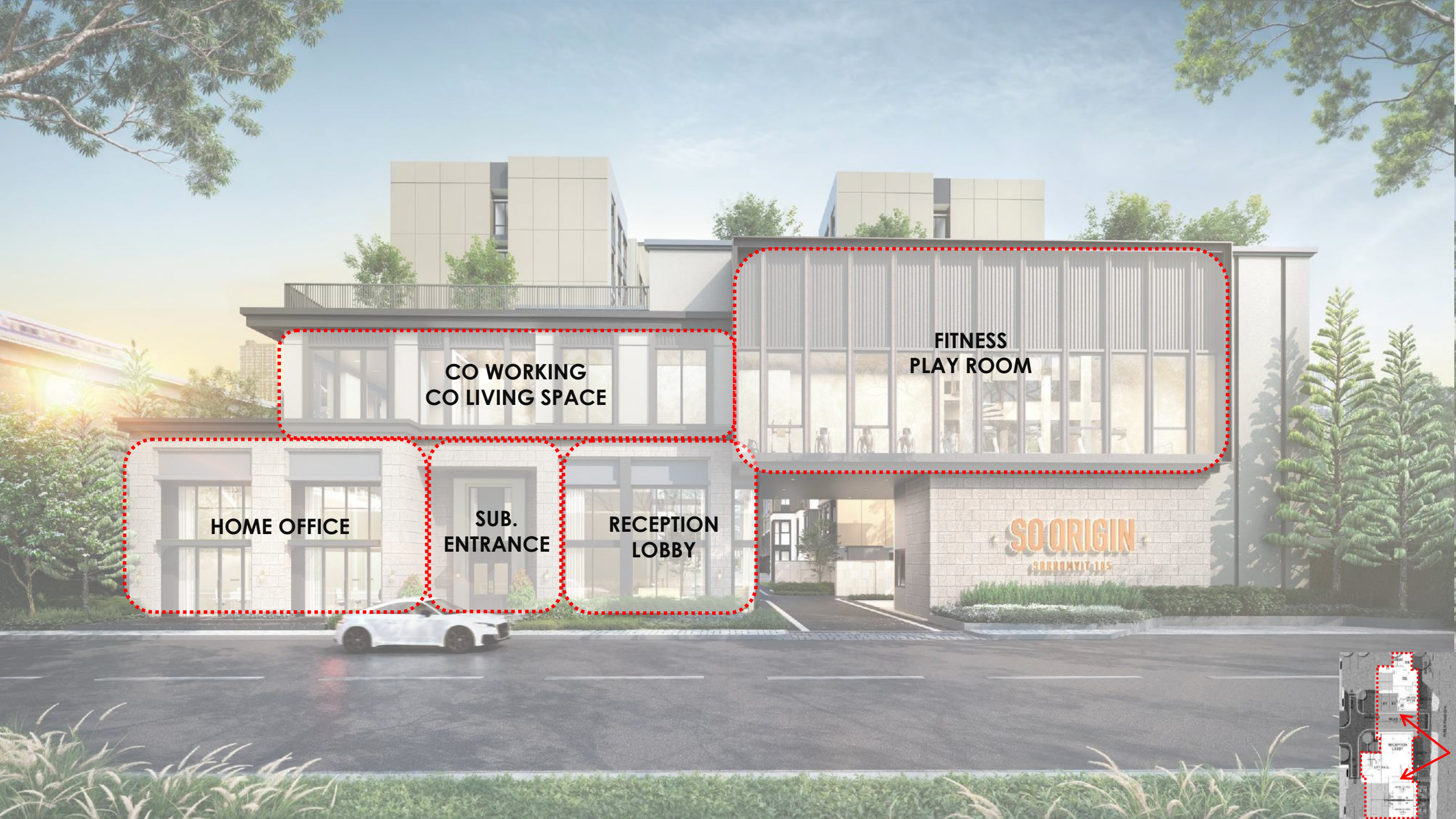
GROUND FLOOR

2nd FLOOR3rd FLOOR

ROOF TOP FLOOR

CLUBHOUSE PLAN





**CO WORKING
CO LIVING SPACE**

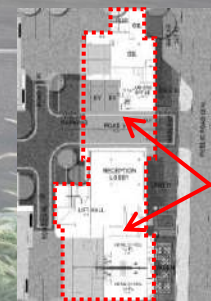
**FITNESS
PLAY ROOM**

HOME OFFICE

**SUB.
ENTRANCE**

**RECEPTION
LOBBY**

SO ORIGIN
SARUNYIT 105



De La Salle

France x Lasalle



Inspired by the rich heritage of the **De La Salle** institution and the timeless elegance of French architecture, this interior design narrative aims to create a serene and sophisticated ambiance. The design will seamlessly blend **modern** elements with **traditional** touches, resulting in a space that is both contemporary and inviting.

Main Lobby / Foyer


Lyon Legacy

Modern Classic Luxury • The Grand • Royal Palace • Community • Elegance

A Gateway to Light and Reflection: A grand and welcoming entrance with panel ceilings, classic frames, and marble flooring.

Historical Echoes: Tapestry-inspired wall coverings and artwork depicting historical Lyon add a touch of cultural richness.

Luxurious Ambiance: Rich, warm color palettes, amber, rich black, and brown create a luxurious and inviting atmosphere.



Lift Hall

Lyon Legacy

Modern Classic Luxury • The Grand • Royal Palace • Community • Elegance

Grand Entrance: A grand and welcoming entrance with panel ceilings, classic frames, and marble flooring.

Historical Echoes: Tapestry-inspired wall coverings and artwork depicting historical Lyon add a touch of cultural richness.

Luxurious Ambiance: Rich, warm color palettes, amber, rich black, and brown create a luxurious and inviting atmosphere.



Relaxing Area

Lyon Legacy

Modern Classic • Contemporary • Variety • Activited • Enhanced colorfulness

The Play of Light: A tranquil space with plush seating arrangements, soft lighting, and muted colors furniture.

Biophilic Design: Indoor plants and water features enhance the sense of tranquility and well-being.

Artful Accents: Artworks featuring serene landscapes or still lifes add a touch of sophistication and elegance.



Fitness

Lille en Couleurs

Modern Classic • Contemporary • Variety • Activited • Enhanced colorfulness

Momentum and Motion: A high-energy space with contrast colors, state-of-the-art equipment, and motivational decoration of Monet inspirational artwork.



Co-working / Meeting / Live Studio

Lille en Couleurs

Modern Classic Luxury • The Grand • Royal Palace • Community • Elegance

Dynamic and Inspiring: A vibrant and stimulating space with bold colors, modern furniture, and ample natural light. Accent of amber color.

Collaborative Environment: Open-plan layout with modular furniture encourages interaction and creativity.

Under the Canopy of Creativity: a sanctuary of focus and inspiration, sense of grounding and introspection.



Creative Space / Co-Kitchen

Timeless Chamonix

Modern Classic • Collaboration • Cozy • Laid-Back • Earthy Ambiance

Inspired by the majestic mountains and charming villages of Chamonix, the concept embodies a serene and inspiring space.

Natural and Rustic: A cozy and inviting space with natural materials like wood and stone.

Abundant Natural Light: Showering the space with natural lighting, sheer curtain.

Inspiring Atmosphere: Artwork depicting mountain landscapes inspired by Monet's innovative approach to art, encouraging residents to tap into their creativity and explore new ideas.



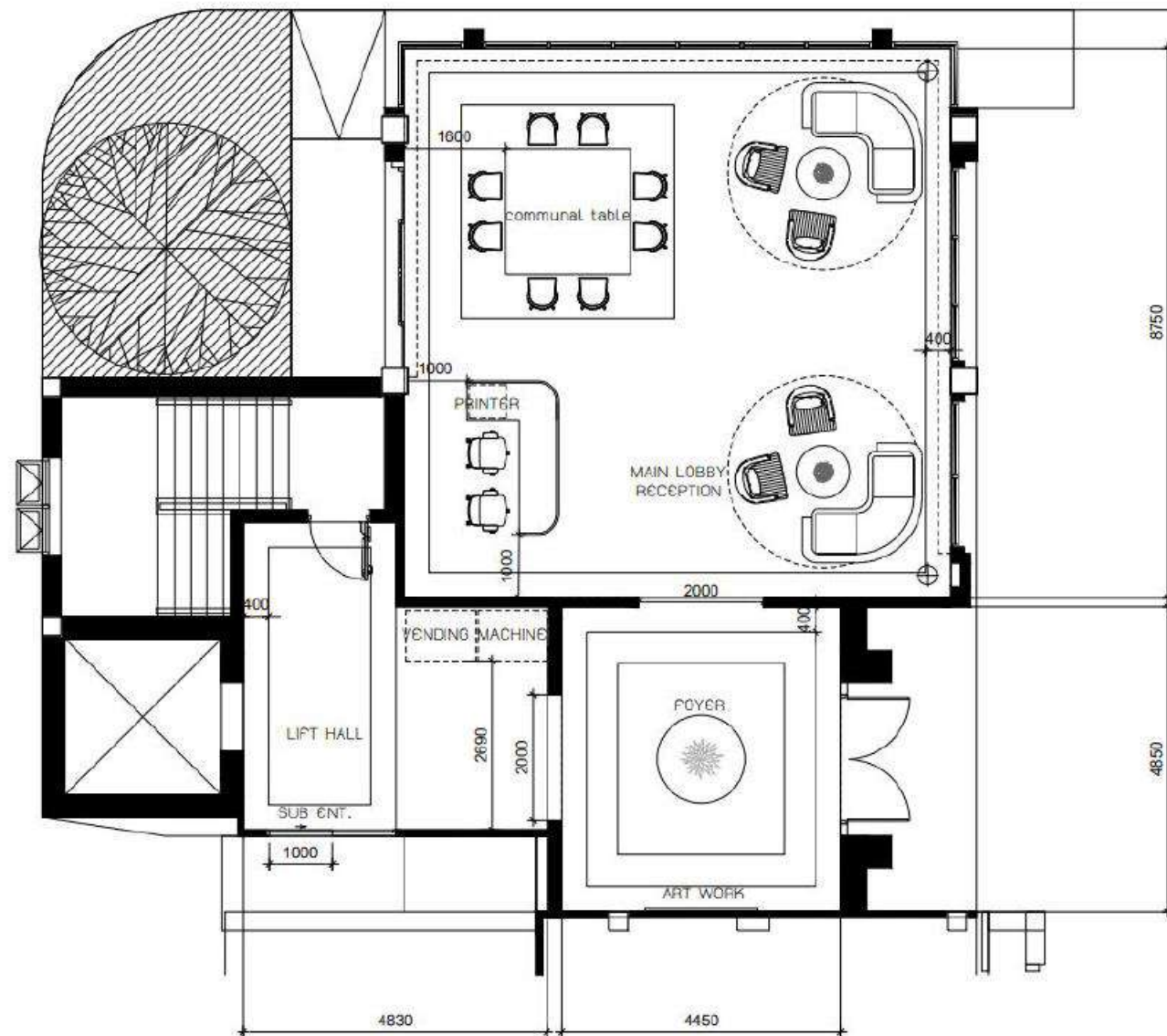
Monet's Impressionist Art

Artwork Storytelling

The design narrative weaves together the spiritual grandeur of **French Gothic architecture**, the educational legacy of **De La Salle**, and the poetic serenity of **Claude Monet's Impressionist art**. This combination creates an environment that is both reflective and inspiring—a sanctuary of light, color, and tranquility within the bustling city of Bangkok.



Layout Plan



Main Lobby • Foyer

Perspective



PONNA STUDIO

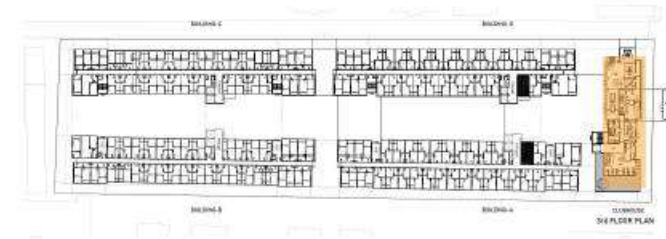
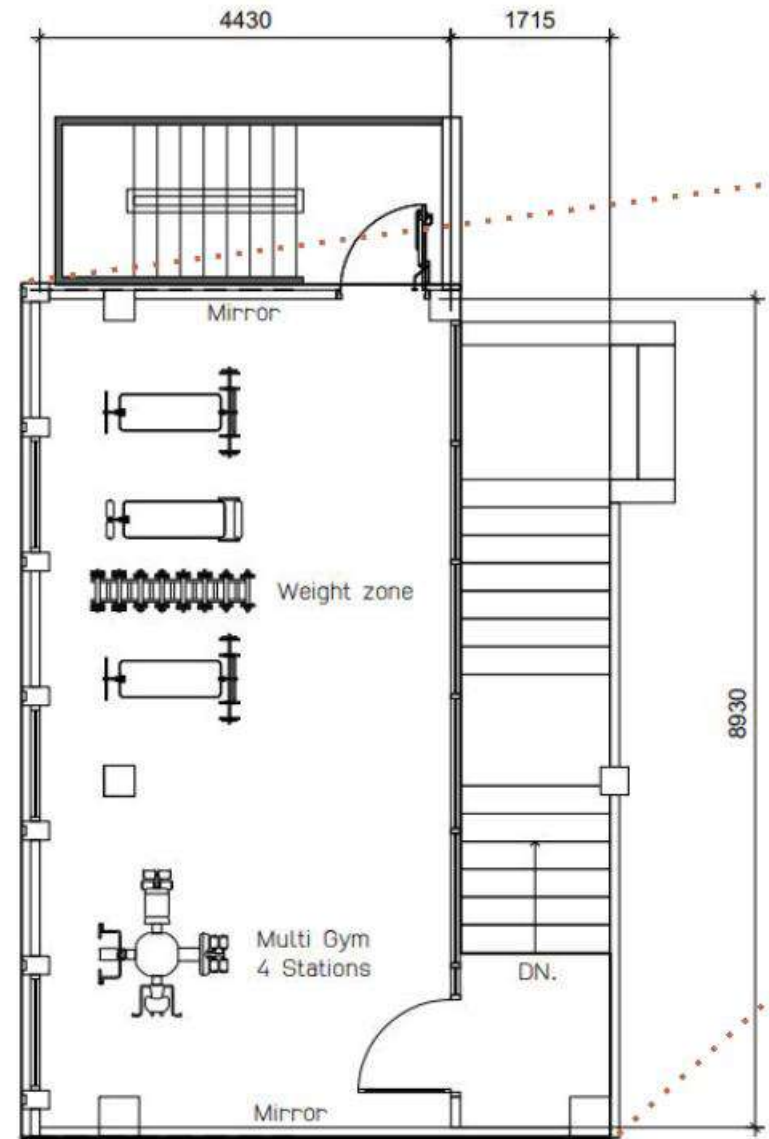


Main Lobby

Perspective



Fitness
Layout Plan



Fitness • Yoga

Perspective




Fitness • Cardio zone

Perspective




PONNA STUDIO



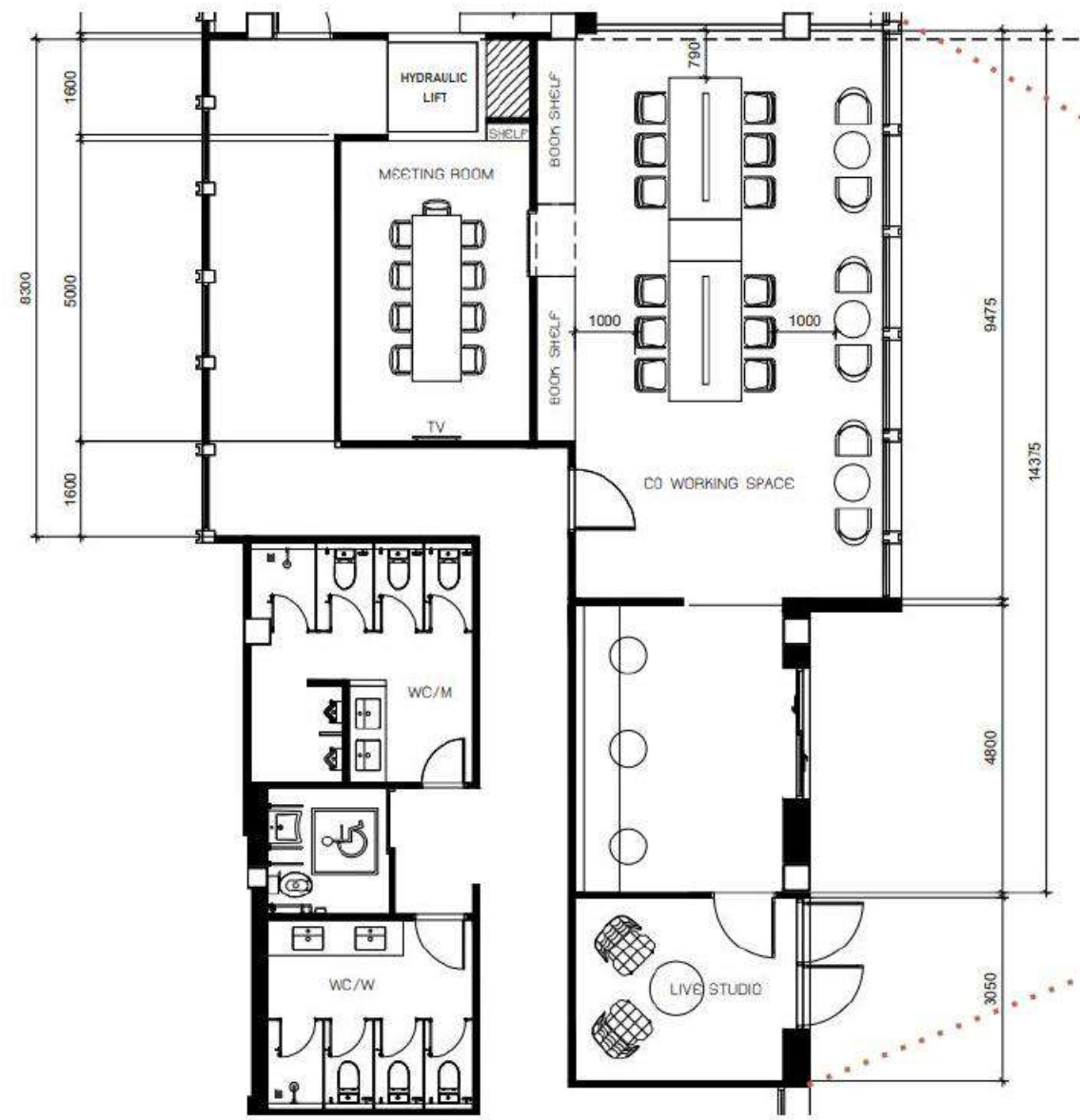
Fitness • Weight zone

Perspective



Co-Working Space

Layout Plan



Co-Working Space

Perspective




Co-Working Space

Perspective



PONNA STUDIO




Co-Working Space • Meeting room

Perspective



PONNA STUDIO



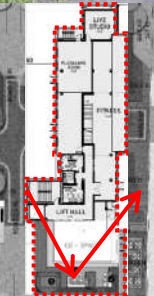
LIVE STUDIO

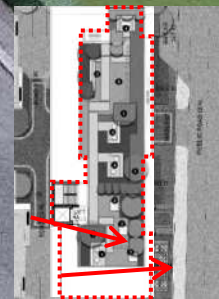


Creative & Craft space

Perspective







LOCATION

OPPORTUNITY

TARGET

INFORMATION

CONCEPT

PRELIM DESIGN

UNITS DESIGN

BUILDING C

BUILDING D

CLUBHOUSE



BUILDING B

BUILDING A

BUILDING & FACILITIES



LOCATION

OPPORTUNITY

TARGET

INFORMATION

CONCEPT

PRELIM DESIGN

UNITS DESIGN

BUILDING C

BUILDING D

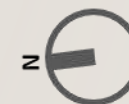
CLUBHOUSE

SECRET GARDEN

ARRIVAL
COURT

BUILDING B

BUILDING A



SUKHUMVIT 105 RD.

BUILDING & FACILITIES





LOCATION

OPPORTUNITY

TARGET

INFORMATION

CONCEPT

PRELIM DESIGN

UNITS DESIGN

BUILDING C

BUILDING D

CLUBHOUSE

SECRET GARDEN

ARRIVAL COURT

BUILDING B

BUILDING A



SUKHUMVIT 105 RD.

BUILDING & FACILITIES



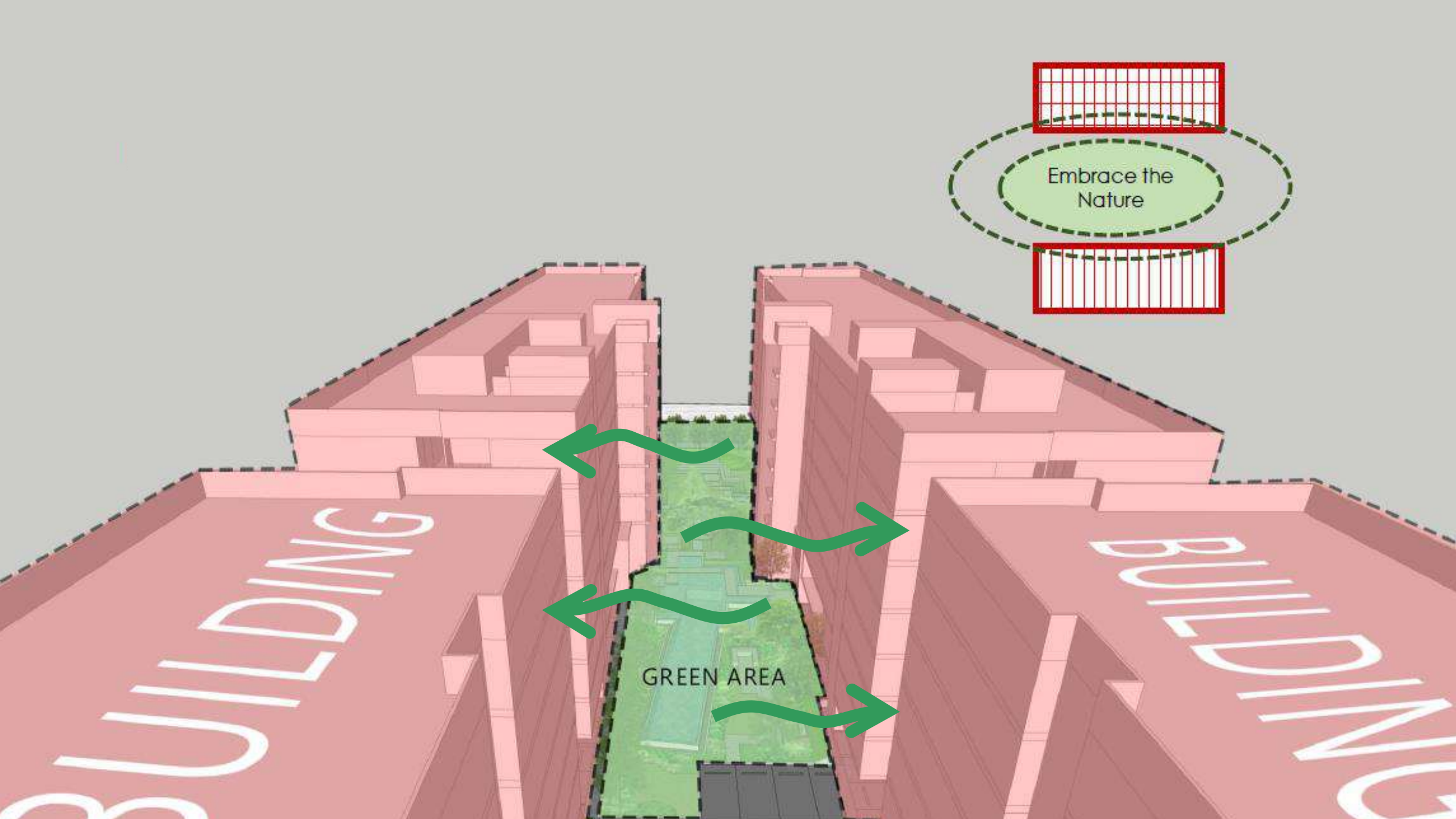
Escape the chaotic

Embrace the Nature



“hands in the dirt, head in the sun,
heart with nature”



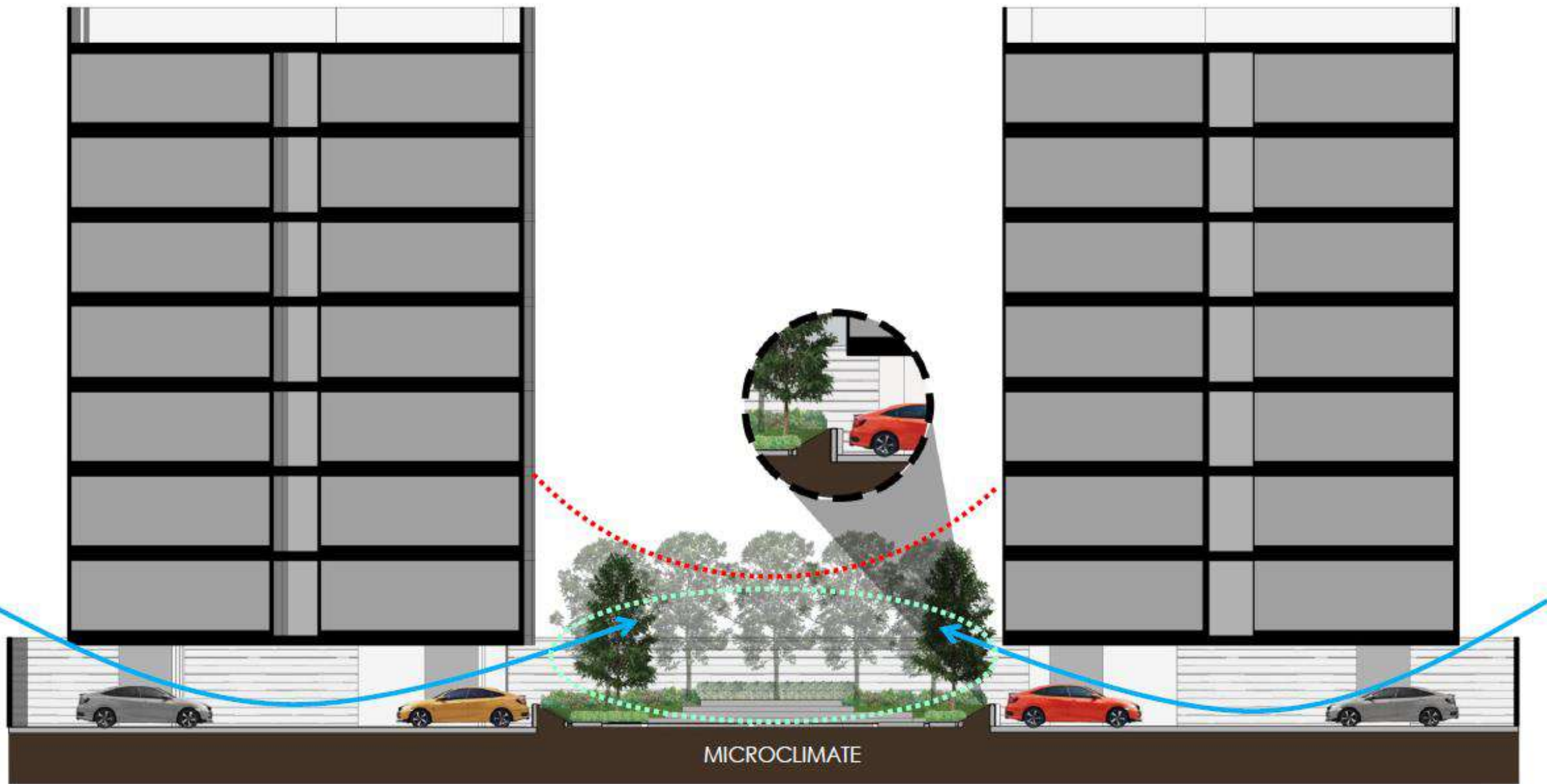


Embrace the
Nature

GREEN AREA

BUILDING

BUILDING



LOCATION

OPPORTUNITY

TARGET

INFORMATION

CONCEPT

PRELIM DESIGN

UNITS DESIGN


BUILDING B 2nd FLOOR

SECRET GARDEN





3DOJ DRAFT #03/05



LOCATION

OPPORTUNITY

TARGET

INFORMATION

CONCEPT

PRELIM DESIGN

UNITS DESIGN

BUILDING C

BUILDING D

CLUBHOUSE

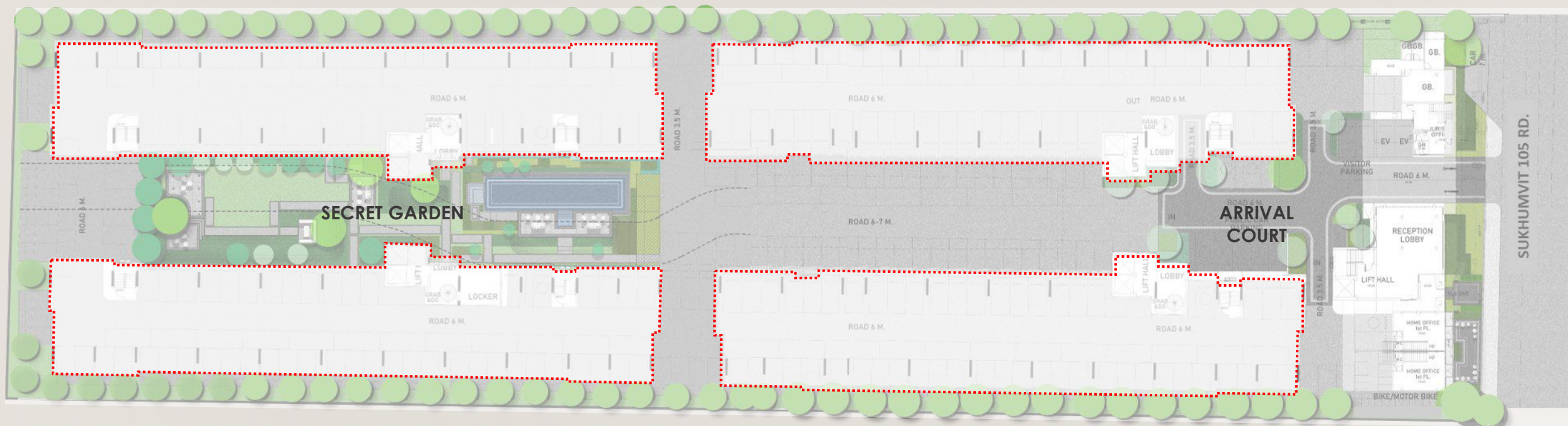
SECRET GARDEN

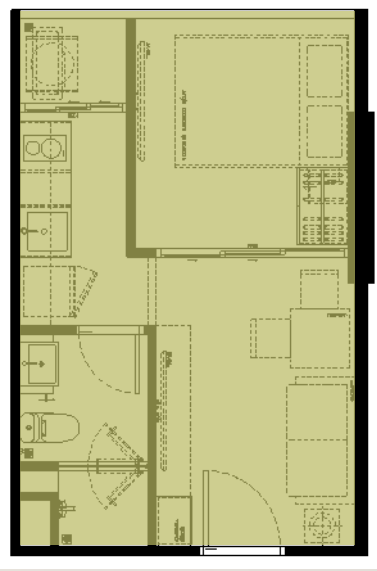
ARRIVAL
COURT

BUILDING B

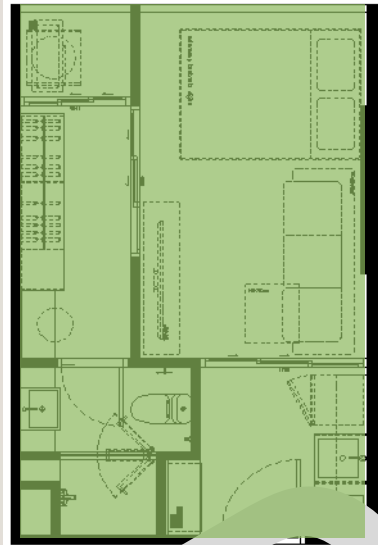
BUILDING A

ROOM MIX

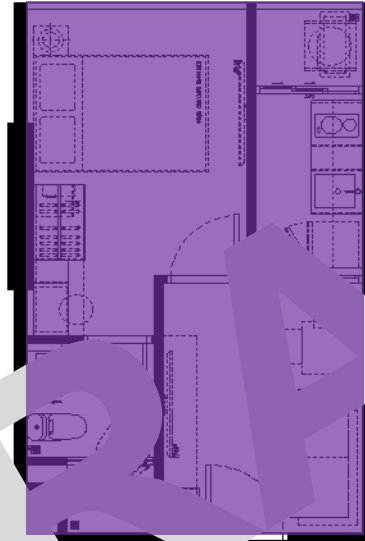




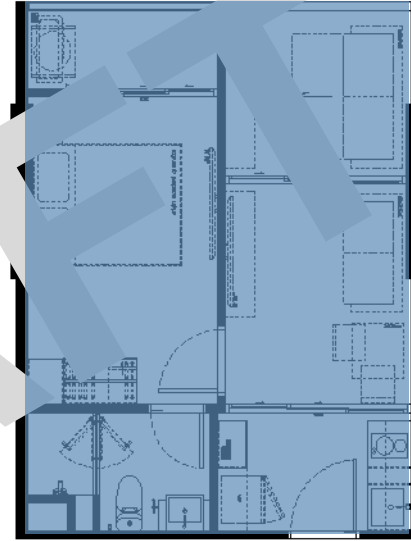
24.60 SQM.
SMART KITCHEN



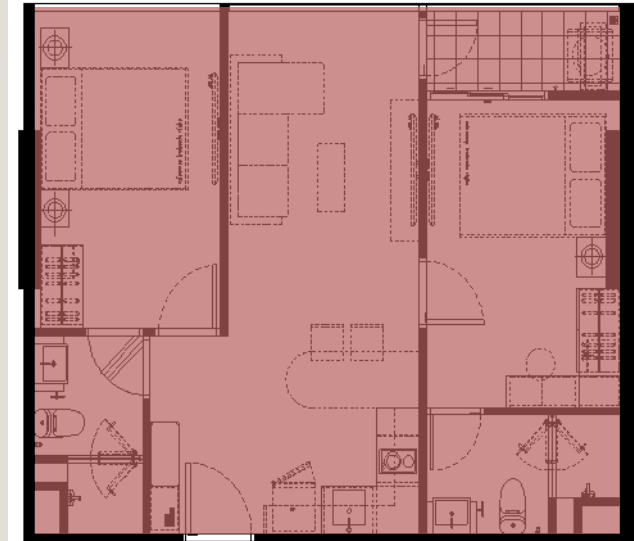
24.60 SQM.
SMART KITCHEN



27.40 SQM.
ONE BEDROOM



34.80 SQM.
ONE BEDROOM PLUS



53.10 SQM.
TWO BEDROOM

UNIT TYPE

LOCATION

OPPORTUNITY

TARGET

INFORMATION

CONCEPT

PRELIM DESIGN

UNITS DESIGN

24.60 SQ.M. (SMART KITCHEN)	152 UNITS
24.60 SQ.M. (SMART CLOSET)	28 UNITS
34.80 SQ.M. (1 BED PLUS)	42 UNITS
53.10 SQ.M. (2 BEDROOM)	7 UNITS
TOTAL UNITS	229 UNITS
TOTAL UNITS PER FLOOR	33 UNITS

27.40 SQ.M. (1 BEDROOM)	180 UNITS
34.80 SQ.M. (1 BED PLUS)	42 UNITS
53.10 SQ.M. (2 BEDROOM)	7 UNITS
TOTAL UNITS	229 UNITS
TOTAL UNITS PER FLOOR	33 UNITS



24.60 SQ.M. (SMART KITCHEN)	149 UNITS
24.60 SQ.M. (SMART CLOSET)	28 UNITS
34.80 SQ.M. (1 BED PLUS)	42 UNITS
53.10 SQ.M. (2 BEDROOM)	7 UNITS
TOTAL UNITS	226 UNITS
TOTAL UNITS PER FLOOR	33 UNITS

27.40 SQ.M. (1 BEDROOM)	180 UNITS
34.80 SQ.M. (1 BED PLUS)	42 UNITS
53.10 SQ.M. (2 BEDROOM)	7 UNITS
TOTAL UNITS	229 UNITS
TOTAL UNITS PER FLOOR	33 UNITS

TYPICAL FLOOR

LOCATION

OPPORTUNITY

TARGET

INFORMATION

CONCEPT

PRELIM DESIGN

UNITS DESIGN



GARDEN COURT VIEW

CITY VIEW

24.60 SQ.M. (SMART KITCHEN)

24.60 SQ.M. (SMART CLOSET)

27.40 SQ.M. (1 BEDROOM)

34.80 SQ.M. (1 BED PLUS)

53.10 SQ.M. (2 BEDROOM)

TYPICAL FLOOR – ROOM VIEW

LOCATION

OPPORTUNITY

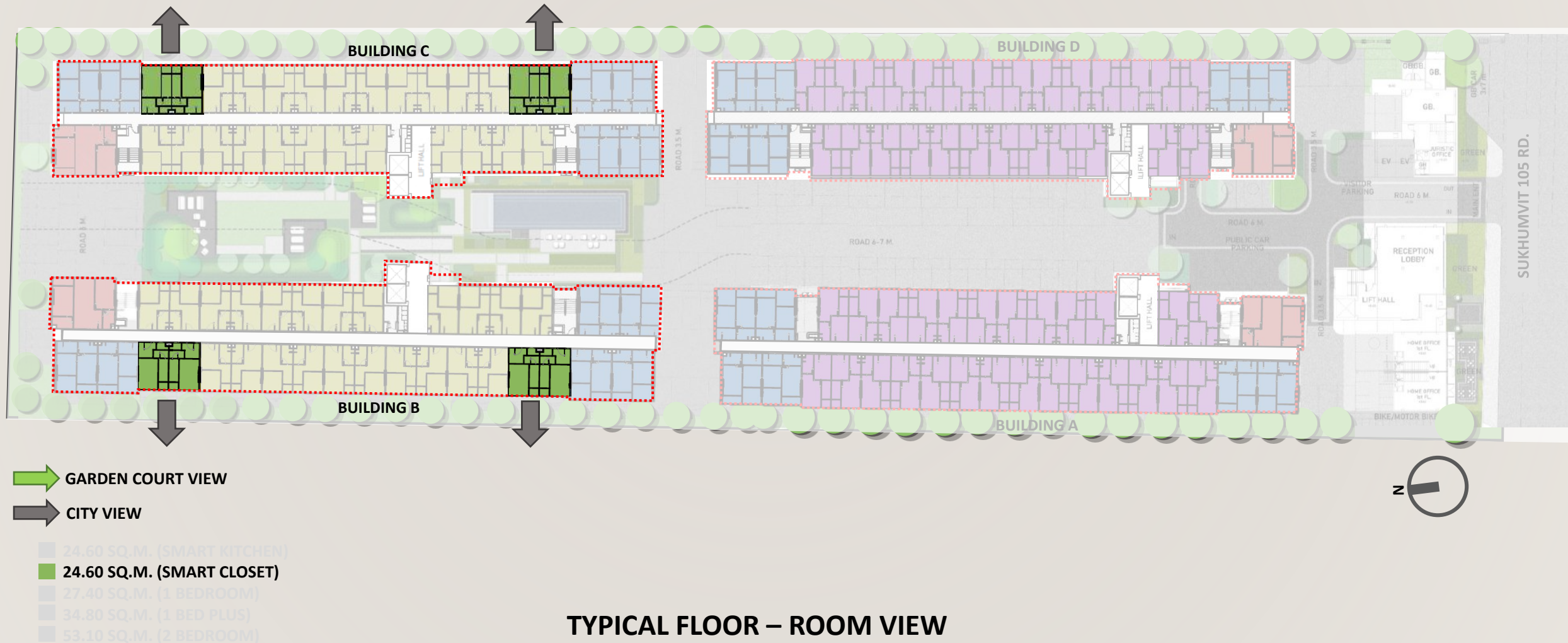
TARGET

INFORMATION

CONCEPT

PRELIM DESIGN

UNITS DESIGN



LOCATION

OPPORTUNITY

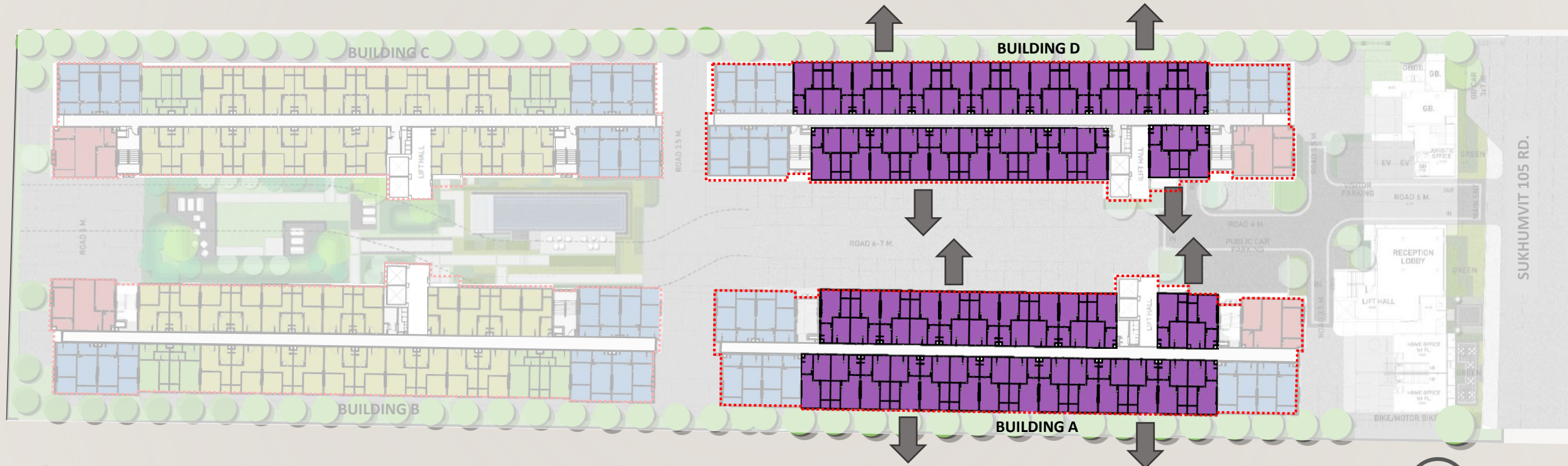
TARGET

INFORMATION

CONCEPT

PRELIM DESIGN

UNITS DESIGN



GARDEN COURT VIEW

CITY VIEW

24.60 SQ.M. (SMART KITCHEN)

24.60 SQ.M. (SMART CLOSET)

27.40 SQ.M. (1 BEDROOM)

34.80 SQ.M. (1 BED PLUS)

53.10 SQ.M. (2 BEDROOM)

TYPICAL FLOOR – ROOM VIEW

LOCATION

OPPORTUNITY


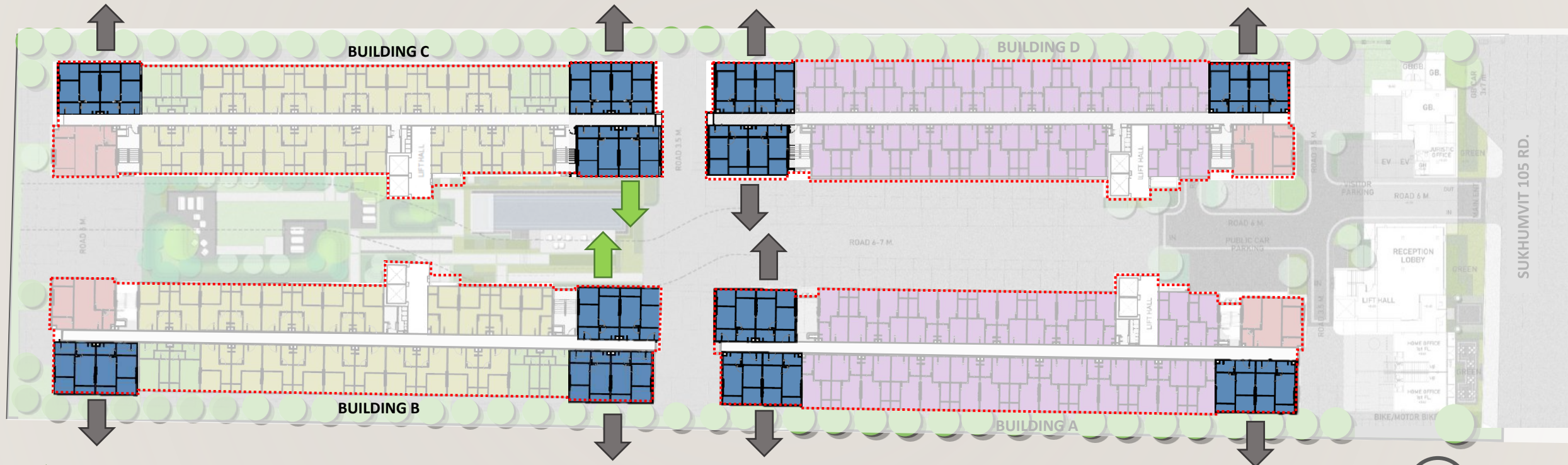





TARGET

INFORMATION

CONCEPT

PRELIM DESIGN

UNITS DESIGN

 GARDEN COURT VIEW CITY VIEW 24.60 SQ.M. (SMART KITCHEN) 24.60 SQ.M. (SMART CLOSET) 27.40 SQ.M. (1 BEDROOM) 34.80 SQ.M. (1 BED PLUS) 53.10 SQ.M. (2 BEDROOM)

TYPICAL FLOOR – ROOM VIEW

LOCATION

OPPORTUNITY

TARGET

INFORMATION

CONCEPT

PRELIM DESIGN

UNITS DESIGN



GARDEN COURT VIEW

CITY VIEW

24.60 SQ.M. (SMART KITCHEN)

24.60 SQ.M. (SMART CLOSET)

27.40 SQ.M. (1 BEDROOM)

34.80 SQ.M. (1 BED PLUS)

53.10 SQ.M. (2 BEDROOM)

TYPICAL FLOOR – ROOM VIEW



24 SQM.
SMART KITCHEN



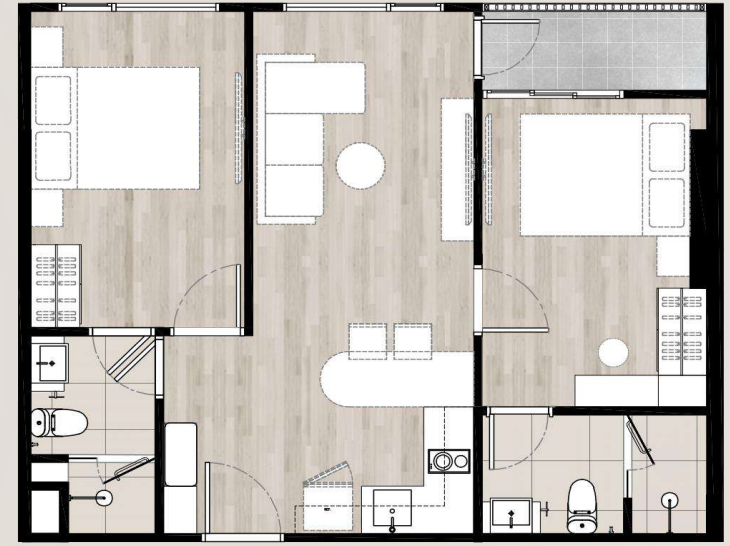
24 SQM.
SMART CLOSET



27 SQM.
ONE BEDROOM



34 SQM.
ONE BEDROOM PLUS



53 SQM.
TWO BEDROOM

UNIT TYPE

LOCATION

OPPORTUNITY

TARGET

INFORMATION

CONCEPT

PRELIM DESIGN

UNITS DESIGN



24 SQM. SMART KITCHEN

- A LIVING AREA
- B DINING AREA
- C BEDROOM
- D CLOSET
- E KITCHEN
- F TERRACE
- G BATHROOM

LOCATION

OPPORTUNITY

TARGET

INFORMATION

CONCEPT

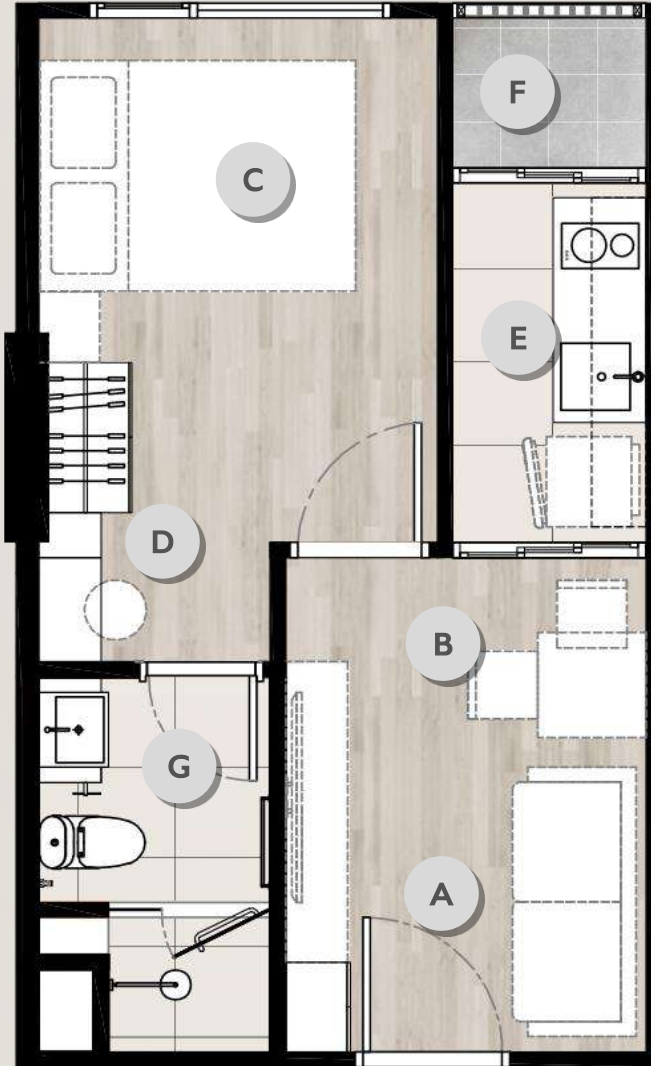
PRELIM DESIGN

UNITS DESIGN



24 SQM. SMART CLOSET

- A KITCHEN
- B DINING AREA
- C LIVING AREA
- D BEDROOM
- E WALK-IN CLOSET
- F TERRACE
- F BATHROOM



27 SQM. ONE BEDROOM

- A LIVING AREA
- B DINING AREA
- C BEDROOM
- D CLOSET
- E KITCHEN
- F TERRACE
- G BATHROOM



34 SQM. ONE BEDROOM PLUS

- A KITCHEN
- B DINING AREA
- C LIVING AREA
- D MULTI-PURPOSE
- E BEDROOM
- F CLOSET
- G TERRACE
- H BATHROOM

LOCATION

OPPORTUNITY

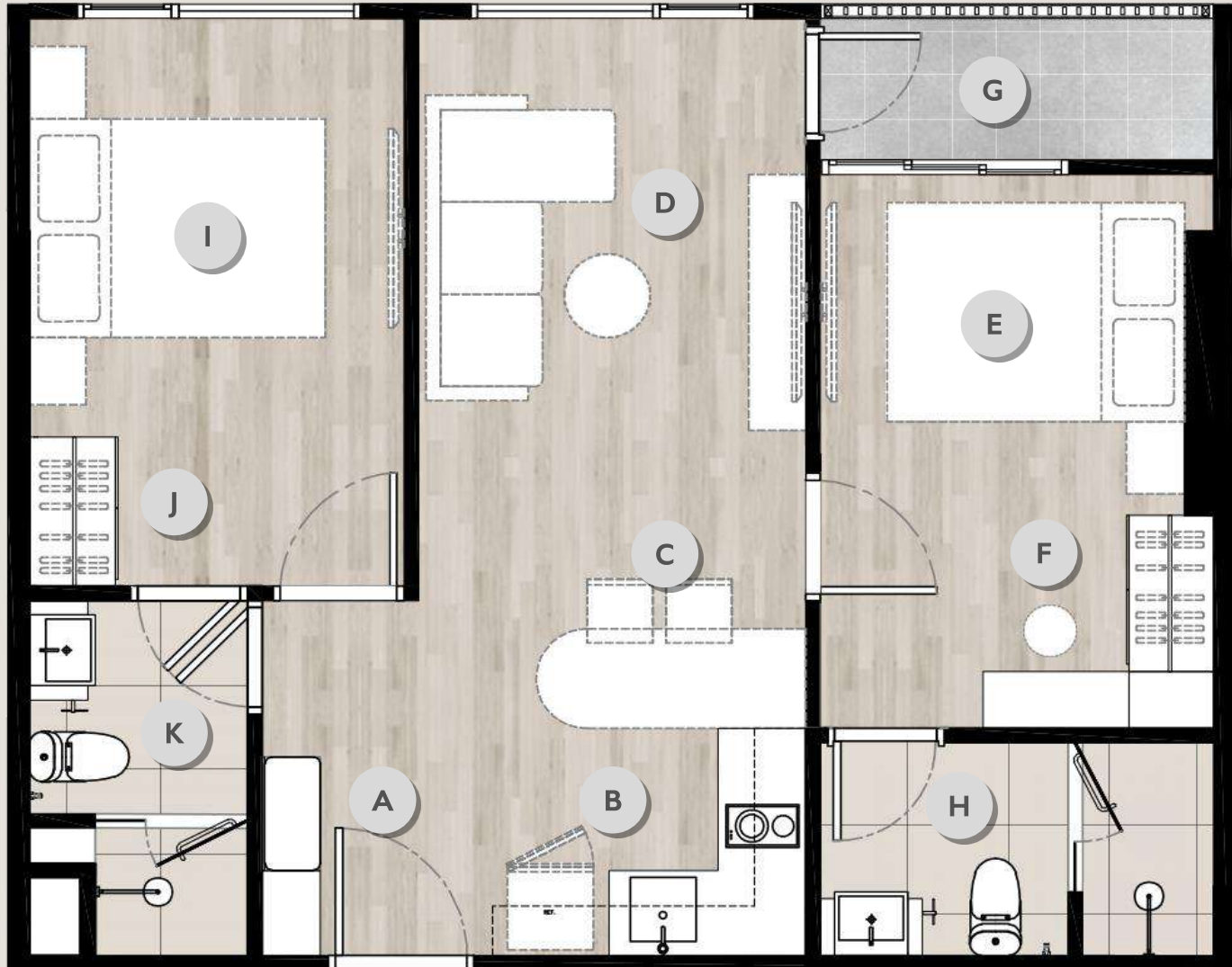
TARGET

INFORMATION

CONCEPT

PRELIM DESIGN

UNITS DESIGN



53 SQM: TWO BEDROOM

- A FOYER
- B KITCHEN
- C DINING AREA
- D LIVING AREA
- E MASTER BEDROOM
- F CLOSET
- G TERRACE
- H BATHROOM (FOR MASTER BEDROOM)
- I BEDROOM
- J CLOSET
- K BATHROOM (FOR LIVING AND BEDROOM)

STANDARD SPECIFICATION

LOCATION

OPPORTUNITY

TARGET

INFORMATION

CONCEPT

PRELIM DESIGN

UNITS DESIGN


24 SQM. SMART KITCHEN



A

SPC WOOD PATTERN

FEEL LIKE NATURAL TOUCHING
EASY TO MAINTAIN LONG-TERM.



B

FLOOR TILE
BEIGE COLOR
SIZING 60 x 60 CM.


SCRATCH RESISTANT,
EASY TO MAINTAIN LONG-TERM



C

FLOOR TILE
GREY COLOR
SIZING 30 x 30 CM.


SCRATCH RESISTANT,
EASY TO MAINTAIN LONG-TERM



D

MATTE FLOOR TILE
BEIGE COLOR
SIZING 60 x 60 CM.

SCRATCH RESISTANT,
EASY TO MAINTAIN LONG-TERM



E

KITCHEN BACK SPLASH
BEIGE COLOR
SIZING 60 x 60 CM.

SCRATCH RESISTANT,
EASY TO MAINTAIN LONG-TERM



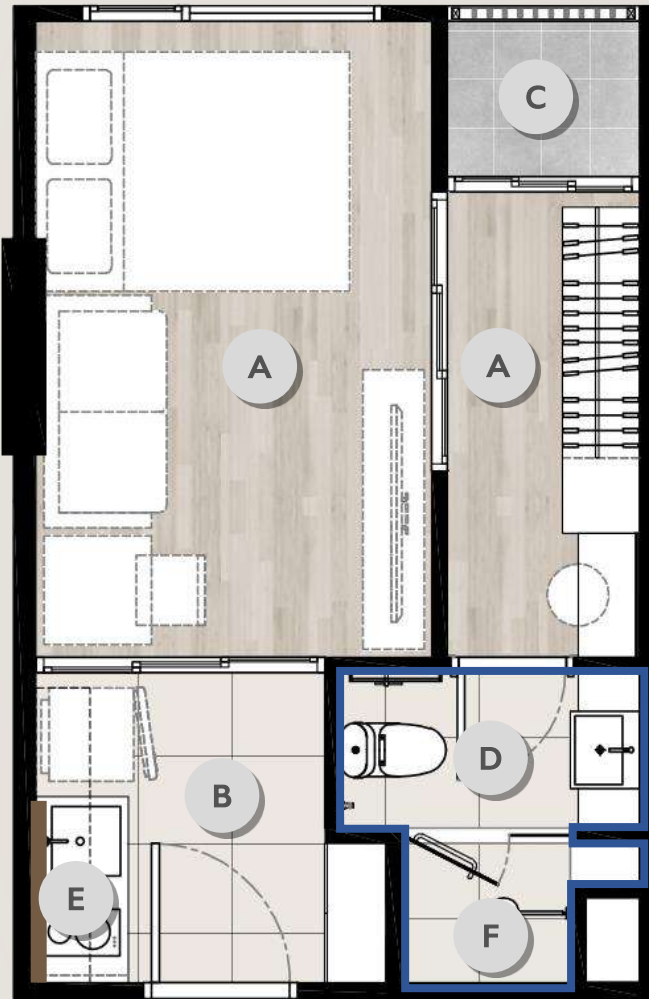
F

BATHROOM WALL TILE
BEIGE COLOR
SIZING 60 x 60 CM.

SCRATCH RESISTANT,
EASY TO MAINTAIN LONG-TERM

STANDARD MATERIALS FLOOR/WALL

24 SQM. SMART CLOSET



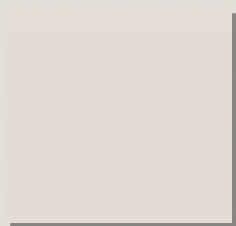
A SPC WOOD PATTERN

FEEL LIKE NATURAL TOUCHING
EASY TO MAINTAIN LONG-TERM.




C FLOOR TILE GREY COLOR SIZING 30 x 30 CM.

SCRATCH RESISTANT,
EASY TO MAINTAIN LONG-TERM




E KITCHEN BACK SPLASH BEIGE COLOR SIZING 60 x 60 CM.

SCRATCH RESISTANT,
EASY TO MAINTAIN LONG-TERM



B FLOORTILE BEIGE COLOR SIZING 60 x 60 CM.

SCRATCH RESISTANT,
EASY TO MAINTAIN LONG-TERM



D MATTE FLOOR TILE BEIGE COLOR SIZING 60 x 60 CM.

SCRATCH RESISTANT,
EASY TO MAINTAIN LONG-TERM



F BATHROOM WALL TILE BEIGE COLOR SIZING 60 x 60 CM.

SCRATCH RESISTANT,
EASY TO MAINTAIN LONG-TERM

STANDARD MATERIALS FLOOR/WALL

LOCATION

OPPORTUNITY

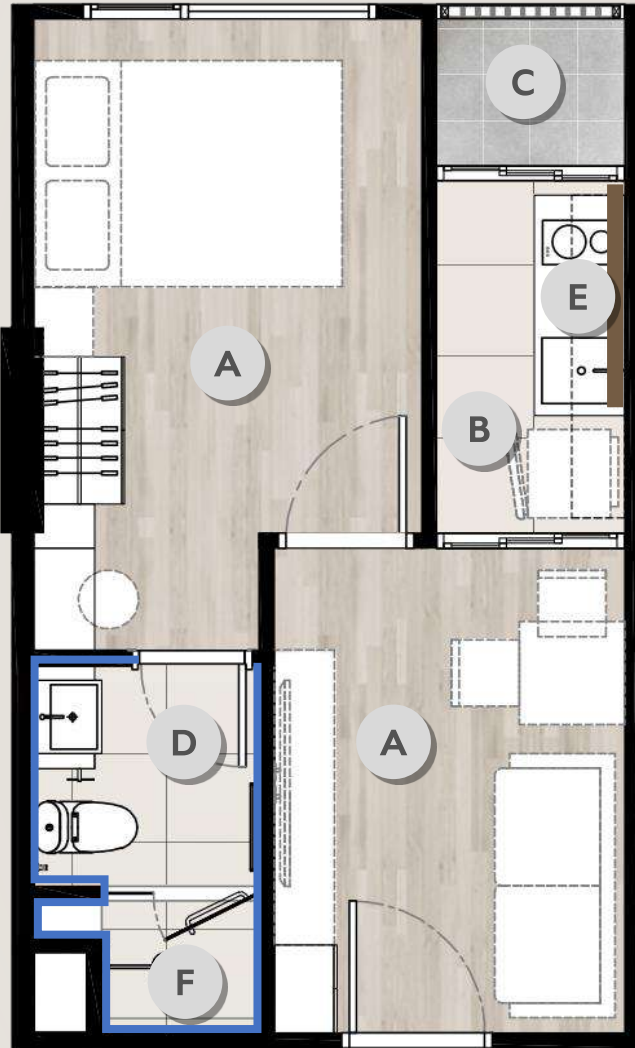
TARGET

INFORMATION

CONCEPT

PRELIM DESIGN

UNITS DESIGN




27 SQM. ONE BEDROOM



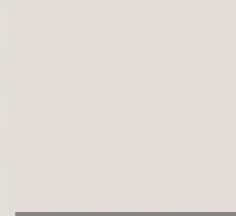
A SPC WOOD PATTERN

FEEL LIKE NATURAL TOUCHING
EASY TO MAINTAIN LONG-TERM.




C FLOOR TILE
GREY COLOR
SIZING 30 x 30 CM.

SCRATCH RESISTANT,
EASY TO MAINTAIN LONG-TERM




E KITCHEN BACK SPLASH
BEIGE COLOR
SIZING 60 x 60 CM.

SCRATCH RESISTANT,
EASY TO MAINTAIN LONG-TERM



B FLOORTILE
BEIGE COLOR
SIZING 60 x 60 CM.

SCRATCH RESISTANT,
EASY TO MAINTAIN LONG-TERM



D MATTE FLOOR TILE
BEIGE COLOR
SIZING 60 x 60 CM.

SCRATCH RESISTANT,
EASY TO MAINTAIN LONG-TERM



F BATHROOM WALL TILE
BEIGE COLOR
SIZING 60 x 60 CM.

SCRATCH RESISTANT,
EASY TO MAINTAIN LONG-TERM


STANDARD MATERIALS FLOOR/WALL



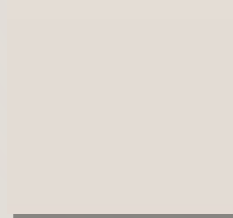
34 SQM. ONE BED PLUS

**A****SPC WOOD PATTERN**


FEEL LIKE NATURAL TOUCHING
EASY TO MAINTAIN LONG-TERM.

**C****FLOOR TILE
GREY COLOR
SIZING 30 x 30 CM.**


SCRATCH RESISTANT,
EASY TO MAINTAIN LONG-TERM

**E****KITCHEN BACK SPLASH
BEIGE COLOR
SIZING 60 x 60 CM.**

SCRATCH RESISTANT,
EASY TO MAINTAIN LONG-TERM

**B****FLOORTILE
BEIGE COLOR
SIZING 60 x 60 CM.**

SCRATCH RESISTANT,
EASY TO MAINTAIN LONG-TERM

**D****MATTE FLOOR TILE
BEIGE COLOR
SIZING 60 x 60 CM.**

SCRATCH RESISTANT,
EASY TO MAINTAIN LONG-TERM

**F****BATHROOM WALL TILE
BEIGE COLOR
SIZING 60 x 60 CM.**

SCRATCH RESISTANT,
EASY TO MAINTAIN LONG-TERM

STANDARD MATERIALS FLOOR/WALL

LOCATION

OPPORTUNITY

TARGET

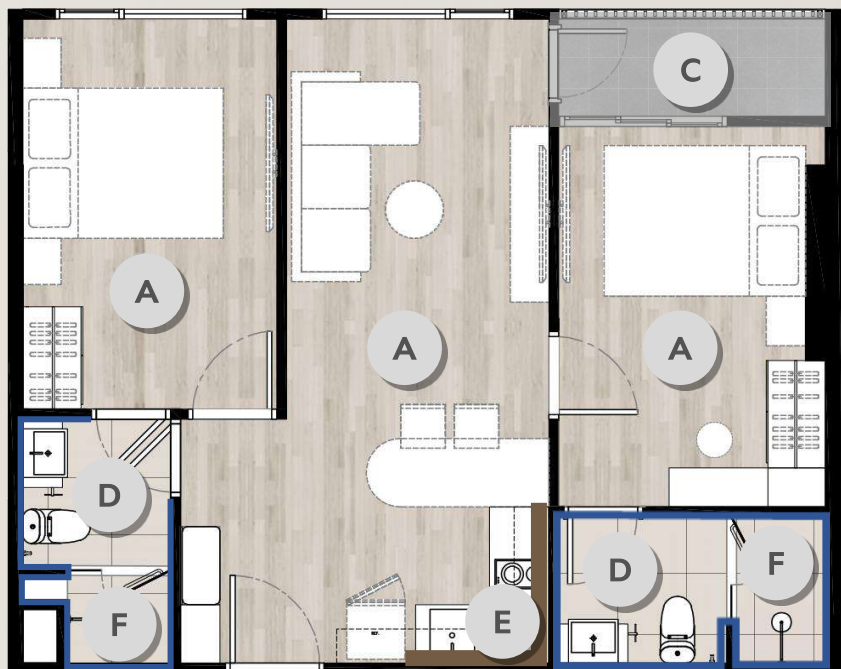
INFORMATION

CONCEPT

PRELIM DESIGN

UNITS DESIGN

53 SQM. TWO BEDS TWO BATHS



A

SPC WOOD PATTERN


FEEL LIKE NATURAL TOUCHING
EASY TO MAINTAIN LONG-TERM.



C

**FLOOR TILE
GREY COLOR
SIZING 30 x 30 CM.**


SCRATCH RESISTANT,
EASY TO MAINTAIN LONG-TERM



E

**KITCHEN BACK SPLASH
BEIGE COLOR
SIZING 60 x 60 CM.**


SCRATCH RESISTANT,
EASY TO MAINTAIN LONG-TERM



B

**FLOORTILE
BEIGE COLOR
SIZING 60 x 60 CM.**

SCRATCH RESISTANT,
EASY TO MAINTAIN LONG-TERM



D

**MATTE FLOOR TILE
BEIGE COLOR
SIZING 60 x 60 CM.**

SCRATCH RESISTANT,
EASY TO MAINTAIN LONG-TERM



F

**BATHROOM WALL TILE
BEIGE COLOR
SIZING 60 x 60 CM.**

SCRATCH RESISTANT,
EASY TO MAINTAIN LONG-TERM

STANDARD MATERIALS FLOOR/WALL

STANDARD FURNITURE SPECIFICATION

LOCATION

OPPORTUNITY

TARGET

INFORMATION

CONCEPT

PRELIM DESIGN

UNITS DESIGN



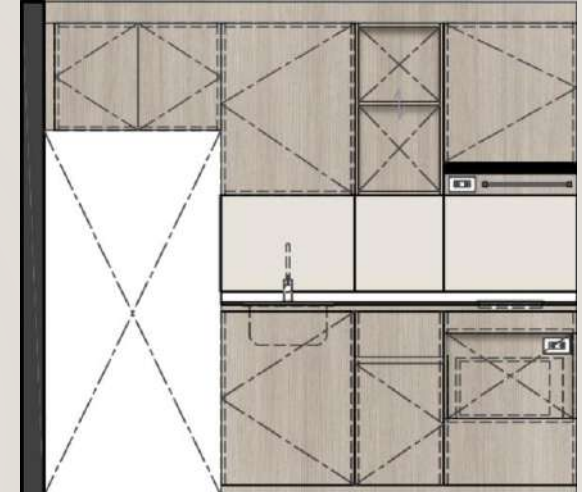
24 SQM. SMART KITCHEN



A SHOE CABINET



B CLOSET



C PANTRY COUNTER / HANGING CABINET



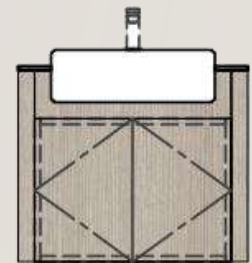
Top : Artificial stone



Internal : White



Panel / Shelf : Wood Texture



D CABINET UNDER SINK

STANDARD FURNITURE SPECIFICATION

LOCATION

OPPORTUNITY

TARGET

INFORMATION


CONCEPT

PRELIM DESIGN

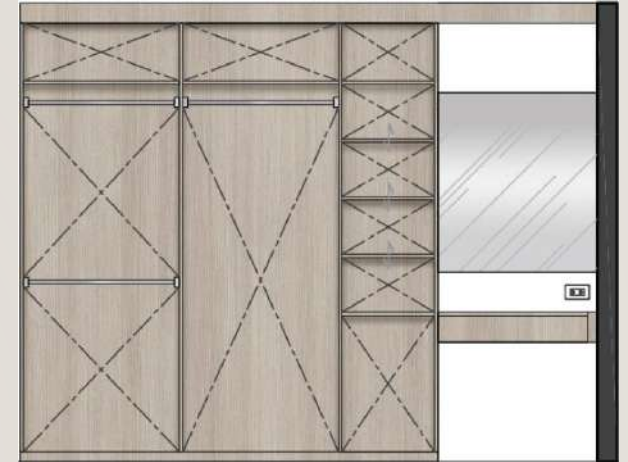
UNITS DESIGN



24 SQM. SMART CLOSET



A SHOE CABINET

B PANTRY COUNTER
HANGING CABINET

C CLOSET



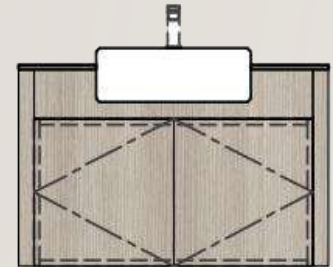
Top : Artificial stone



Internal : White



Panel / Shelf : Wood Texture



D CABINET UNDER SINK

LOCATION

OPPORTUNITY

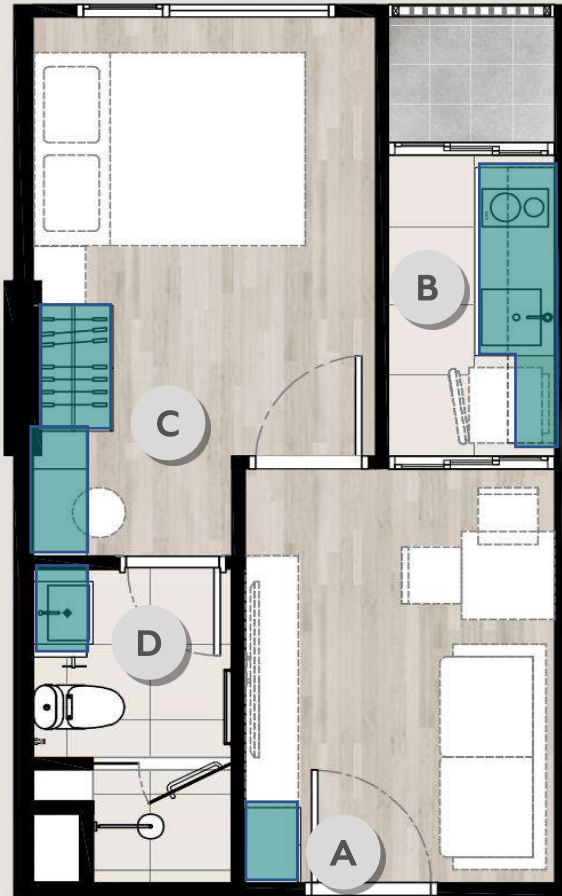
TARGET

INFORMATION

CONCEPT

PRELIM DESIGN

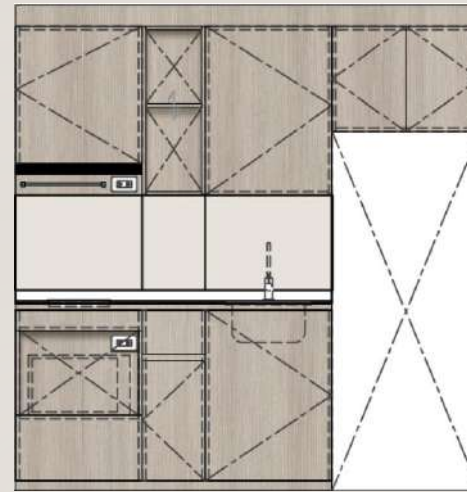
UNITS DESIGN



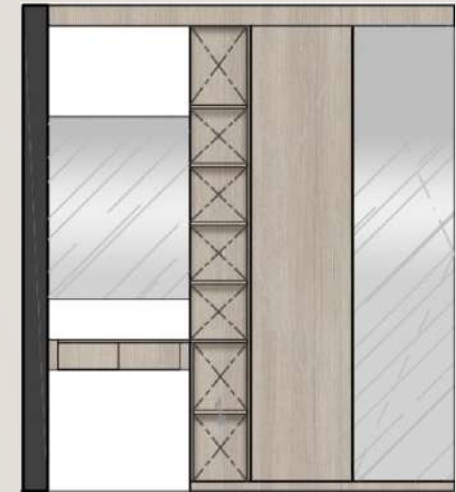
27 SQM. ONE BEDROOM



A SHOE CABINET



B PANTRY COUNTER HANGING CABINET



C CLOSET



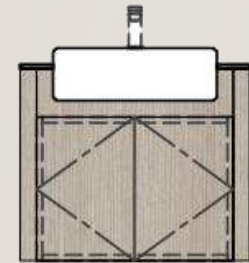
Top : Artificial stone



Internal : White



Panel / Shelf : Wood Texture



D CABINET UNDER SINK

LOCATION

OPPORTUNITY

TARGET

INFORMATION


CONCEPT

PRELIM DESIGN

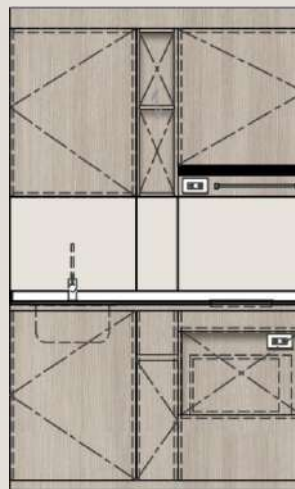
UNITS DESIGN



34 SQM. ONE BED PLUS




A SHOE CABINET



B PANTRY COUNTER HANGING CABINET



C CLOSET



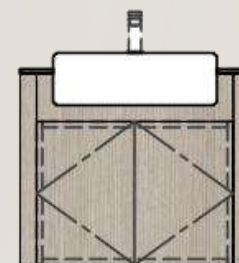
Top : Artificial stone



Internal : White



Panel / Shelf : Wood Texture



D CABINET UNDER SINK

STANDARD FURNITURE SPECIFICATION

LOCATION

OPPORTUNITY

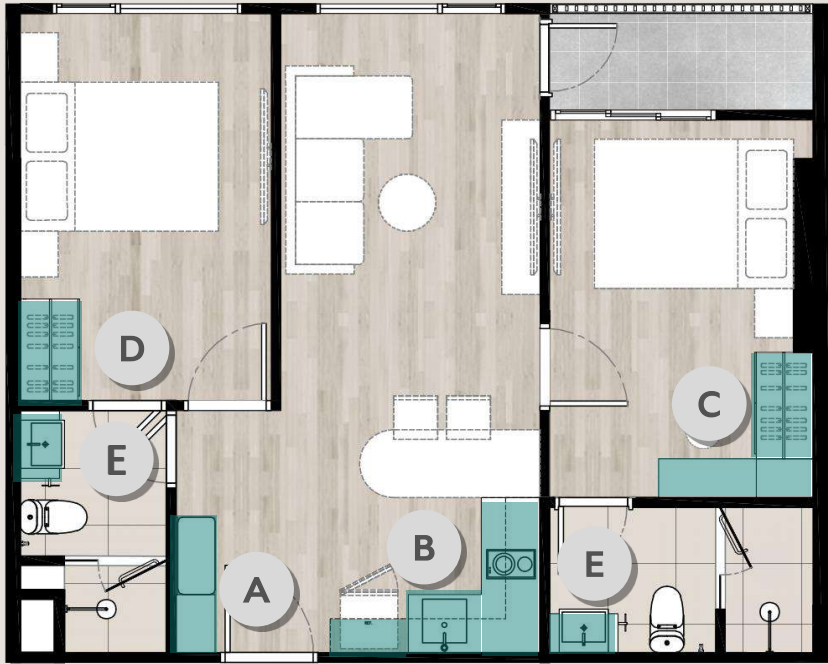
TARGET

INFORMATION

CONCEPT

PRELIM DESIGN

UNITS DESIGN



53 SQM. TWO BEDS TWO BATHS



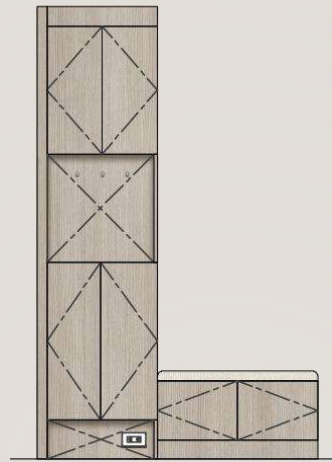
Top : Artificial stone



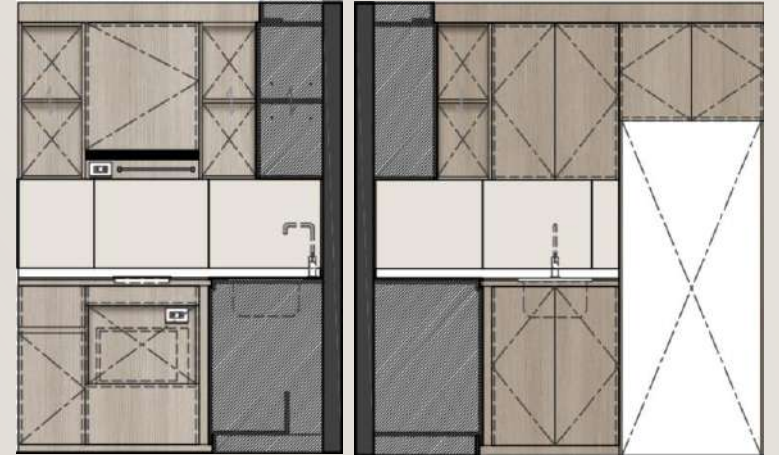
Internal : White



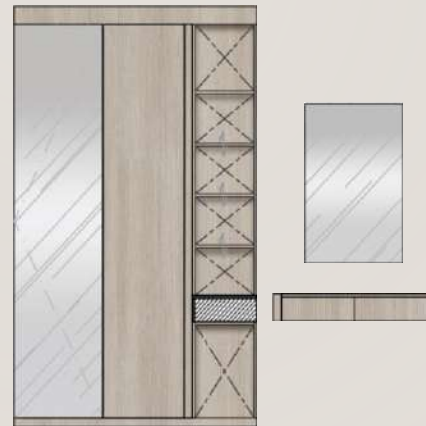
Panel / Shelf : Wood Texture



A SHOE CABINET



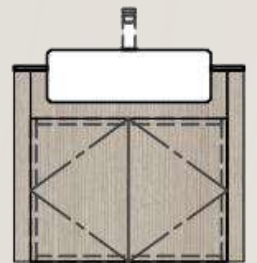
B PANTRY COUNTER / HANGING CABINET



C CLOSET



D CLOSET



E CABINET UNDER SINK

STANDARD FURNITURE SPECIFICATION

CEILING HEIGHT

LOCATION

OPPORTUNITY

TARGET

INFORMATION

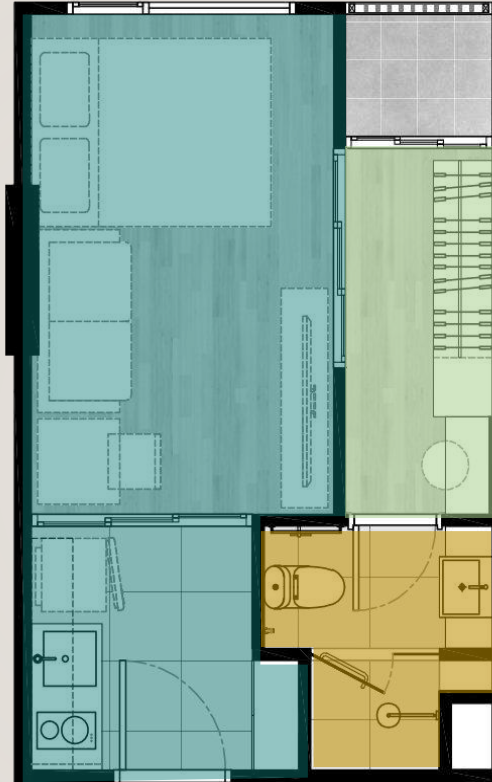
CONCEPT

PRELIM DESIGN

UNITS DESIGN



24 SQM. SMART KITCHEN



24 SQM. SMART CLOSET



27 SQM. ONE BEDROOM



TOILET : H 2.20 M.



ROOM AREA : H 2.45 M.



WALK IN CLOSET / KITCHEN : H 2.30 M.

UNITS DESIGN : CEILING HEIGHT

LOCATION

OPPORTUNITY

TARGET

INFORMATION

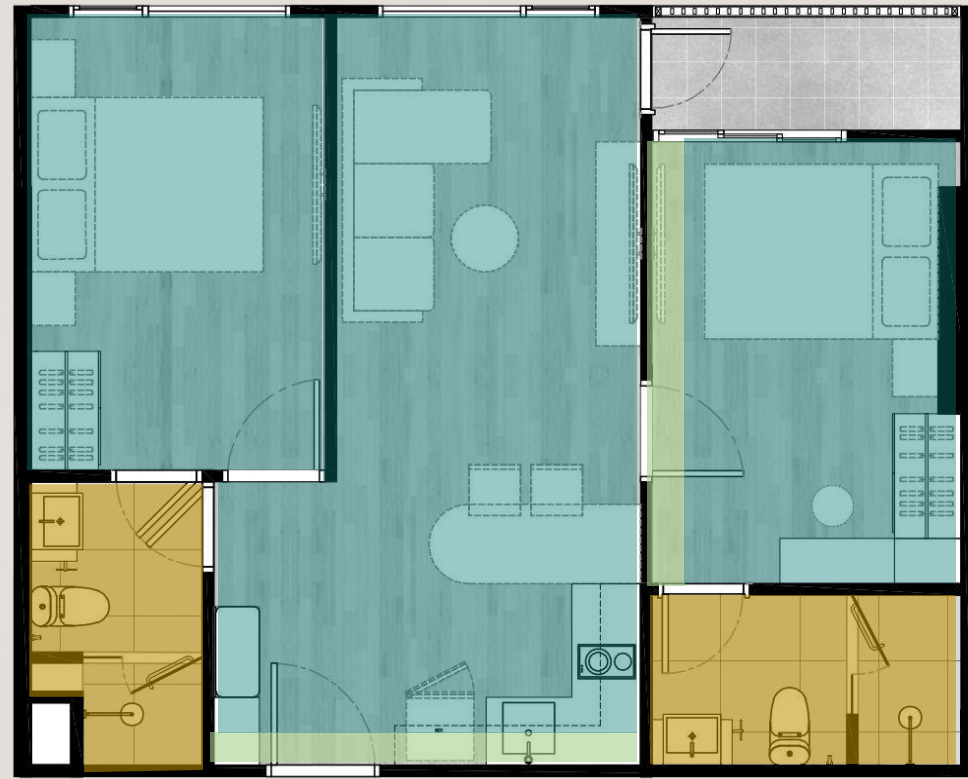
CONCEPT

PRELIM DESIGN

UNITS DESIGN



34 SQM: 1 BED PLUS



53 SQM: 2 BEDS



TOILET : H 2.20 M.



ROOM AREA : H 2.45 M.



WALK IN CLOSET / KITCHEN : H 2.30 M.

UNITS DESIGN : CEILING HEIGHT

SANITARY WARE | KITCHEN APPLIANCES
AIR CONDITIONER | DIGITAL DOOR LOCK

LOCATION

OPPORTUNITY

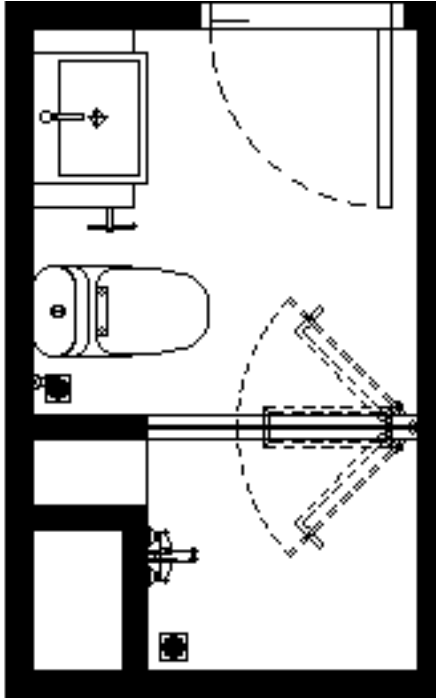
TARGET

INFORMATION

CONCEPT

PRELIM DESIGN

UNITS DESIGN



1. WATER CLOSET



2. BASIN



3. P-TRAP



4. STOP VALVE



5. FAUCET



6. RISING SPRAY



7. PAPER HOLDER



8. SHOWER SET



9. TOWEL BAR



10. DRAIN



SHOWER SCREEN

LOCATION

OPPORTUNITY

TARGET

INFORMATION


CONCEPT

PRELIM DESIGN

UNITS DESIGN



HOOD



HOB (INDUCTION)



SINK



SINK FAUCET

**** HAFELE OR EQUIVALENT ****

LOCATION

OPPORTUNITY

TARGET

INFORMATION

CONCEPT

PRELIM DESIGN

UNITS DESIGN

DAIKIN Or Equivalent



FUNCTION



Password
unlock



Card
unlock



Key
unlock



Bluetooth
unlock



Fingerprint
unlock

COLT
DOOR & WINDOW HARDWARE

Or Equivalent

AIR CONDITIONER & DIGITAL LOCK

ELECTRONIC

LOOSEFURNITURE

OTHER

ELECTRONIC (3 ITEM)

1. SMART TV
2. REFRIGERATOR
3. MICROWAVE

LOOSE FURNITURE (5 ITEM)

1. BED 5ft.
2. SOFA
3. TV CABINET
4. DINING TABLE
5. DINING CHAIR

Remark: Quantity Vary Per Room

OTHER (3 ITEM)

1. MATTRESS
2. BEDDING SET
3. CURTAIN

1. BED 5 ft.



2. SOFA



3. TV CABINET



4. DINING TABLE



5. DINING CHAIR



PROMOTION

ELECTRONIC

LOOSE FURNITURE

OTHER



1. BED 5 ft.



3. TV CABINET



2. SOFA



4. DINING TABLE



5. DINING CHAIR



ELECTRONIC (3 ITEM)

- 1. SMART TV (1)
- 2. REFRIGERATOR (1)
- 3. MICROWAVE (1)

LOOSE FURNITURE (5 ITEM)

- 1. BED 5ft. (1)
- 2. SOFA (1)
- 3. TV CABINET (1)
- 4. DINING TABLE (1)
- 5. DINING CHAIR (2)

Remark: Quantity Vary Per Room

OTHER (3 ITEM)

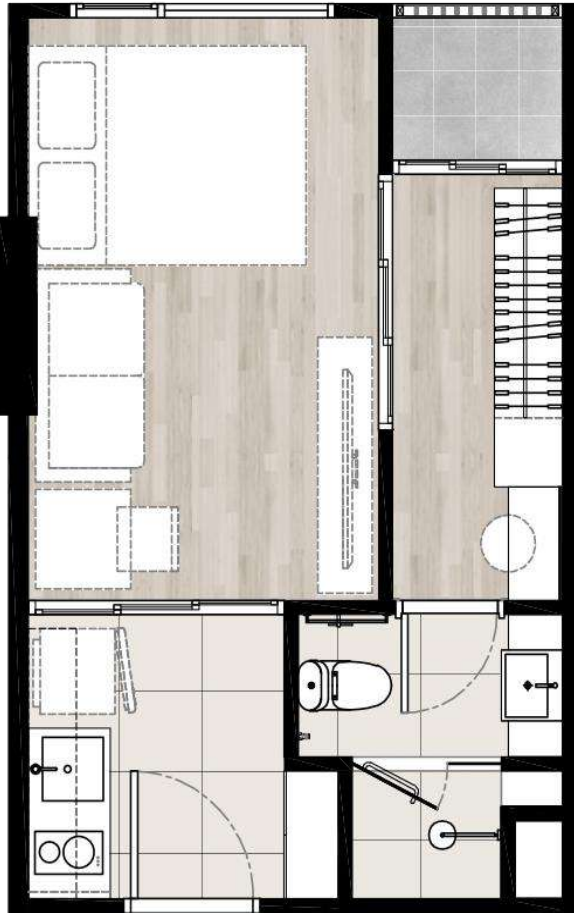
- 1. MATTRESS (1)
- 2. CURTAIN (1)

PROMOTION

ELECTRONIC

LOOSE FURNITURE

OTHER



1. BED 5 ft.



2. SOFA



3. TV CABINET



4. DINING TABLE



5. DINING CHAIR



ELECTRONIC (3 ITEM)

- 1. SMART TV (1)
- 2. REFRIGERATOR (1)
- 3. MICROWAVE (1)

LOOSE FURNITURE (5 ITEM)

- 1. BED 5ft. (1)
- 2. SOFA (1)
- 3. TV CABINET (1)
- 4. DINING TABLE (1)
- 5. DINING CHAIR (1)

Remark: Quantity Vary Per Room

OTHER (3 ITEM)

- 1. MATTRESS (1)
- 2. CURTAIN (1)

PROMOTION

ELECTRONIC

LOOSE FURNITURE

OTHER



1. BED 5 ft.



2. SOFA



3. TV CABINET



4. DINING TABLE



5. DINING CHAIR



ELECTRONIC (3 ITEM)

- 1. SMART TV (1)
- 2. REFRIGERATOR (1)
- 3. MICROWAVE (1)

LOOSE FURNITURE (5 ITEM)

- 1. BED 5ft. (1)
- 2. SOFA (1)
- 3. TV CABINET (1)
- 4. DINING TABLE (1)
- 5. DINING CHAIR (2)

Remark: Quantity Vary Per Room

OTHER (3 ITEM)

- 1. MATTRESS (1)
- 2. CURTAIN (1)

PROMOTION

ELECTRONIC

LOOSE FURNITURE

OTHER



1. BED 5 ft.



3. TV CABINET



2. SOFA



4. DINING TABLE



5. DINING CHAIR



ELECTRONIC (3 ITEM)

- 1. SMART TV (1)
- 2. REFRIGERATOR (1)
- 3. MICROWAVE (1)

LOOSE FURNITURE (5 ITEM)

- 1. BED 5ft. (1)
- 2. SOFA (1)
- 3. TV CABINET (1)
- 4. DINING TABLE (1)
- 5. DINING CHAIR (2)

Remark: Quantity Vary Per Room

OTHER (3 ITEM)

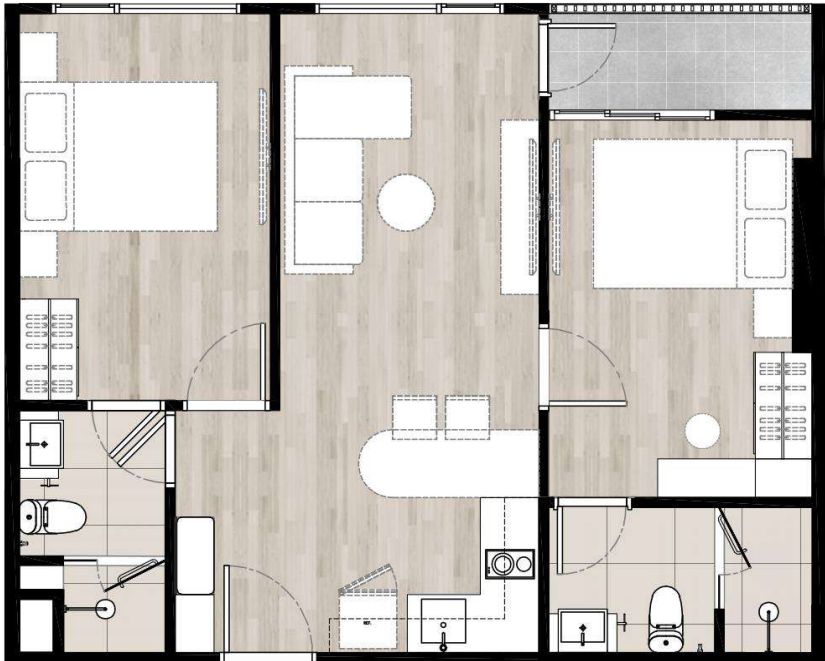
- 1. MATTRESS (1)
- 2. CURTAIN (2)

PROMOTION

ELECTRONIC

LOOSE FURNITURE

OTHER



1. BED 5 ft.



3. TV CABINET



2. SOFA



4. DINING TABLE



5. DINING CHAIR



ELECTRONIC (3 ITEM)

- 1. SMART TV (1)
- 2. REFRIGERATOR (1)
- 3. MICROWAVE (1)

LOOSE FURNITURE (5 ITEM)

- 1. BED 5ft. (2)
- 2. SOFA (1)
- 3. TV CABINET (1)
- 4. DINING TABLE (1)
- 5. DINING CHAIR (2)

Remark: Quantity Vary Per Room

OTHER (3 ITEM)

- 1. MATTRESS (2)
- 2. CURTAIN (3)

PROMOTION

SHOW UNIT

24.5 SQM. SMART KITCHEN | 24.5 SQM. SMART CLOSET | 27.9 SQM. ONE BEDROOM | 34.5 SQM. ONE BED PLUS

Persona

Show Unit - 24.50 sq.m (Smart kitchen)

Wanarat Ratsameerat (WAR)

Thai actress and singer • Making ceramic • Drawing • Sports

Craft • sophisticated

Healthy gentle men • Daily exercise • Self-care • Enjoy socialize



SHOW UNIT : 24.50 SQ.M. SMART KITCHEN

Artisanry gentle · 24.50 sq.m.

Show Unit - Mood&Tone

Craft · Sophisticated · Modern classic · Timeless



SHOW UNIT : 24.50 sq.m. SMART KITCHEN



SHOW UNIT : 24.50 SQ.M. SMART KITCHEN



SHOW UNIT : 24.50 SQ.M. SMART KITCHEN

Persona

Show Unit - 24.50 sq.m (Smart closet)

Pitchaya Songskulchai (Dunkin donut)

*Interior designer • Fashion brand owner •
Elegance • Healthy food • Drink • Party*




SHOW UNIT : 24.50 SQ.M. SMART CLOSET

Modern masterpiece

Show Unit - 24.50 sq.m (Smart closet)

Interior designer • Fashion brand owner •
Elegance • Healthy food • Drink • Party



SHOW UNIT : 24.50 SQ.M. SMART CLOSET



SHOW UNIT : 24.50 SQ.M. SMART CLOSET



SHOW UNIT : 24.50 SQ.M. SMART CLOSET

Persona

Show Unit - 27.90 sq.m (One Bedroom)

Sherene Wisitthadakul (Ruk Sherene)

Content creator • Skincare Influencer

fragrant brand owner • Traveler • Modern classics • Pastel



SHOW UNIT : 27.90 sq.m. ONE BEDROOM

Neutral Base with Rich Accents

Show Unit - 27.90 sq.m (One Bedroom)

Content creator • Skincare Influencer

fragrant brand owner • Traveler • Modern classics • Pastel



SHOW UNIT : 27.90 sq.m. ONE BEDROOM



SHOW UNIT : 27.90 sq.m. ONE BEDROOM



SHOW UNIT : 27.90 sq.m. ONE BEDROOM

Persona

Show Unit - 34.90 sq.m (One Bedroom plus)

Natcha Thanakitamnuay (Chacha)

Married couple • Resort business owner • Pet friendly
Abroad Traveler • Calm • Relax • Treatment • Spa



SHOW UNIT : 34.90 SQ.M. ONE BEDROOM PLUS

Mix timeless pieces

Married couple • Resort business owner • Pet friendly
Abroad Traveler • Calm • Relax • Treatment • Spa



SHOW UNIT : 34.90 SQ.M. ONE BEDROOM PLUS



SHOW UNIT : 34.90 SQ.M. ONE BEDROOM PLUS



SHOW UNIT : 34.90 SQ.M. ONE BEDROOM PLUS



SHOW UNIT : 34.90 SQ.M. ONE BEDROOM PLUS

THANK YOU